

English

In Your Hands



Neamah Faea Asiree

بسم الله الرحمن الرحيم

مقدمة

هذا الكتاب يعتبر انطلاقة جديد في تعليم اللغة الانجليزية حيث وضعت بين أيديكم اللغة الانجليزية في أسلوب واضح وبسيط بحيث يبدأ من الصفر وحتى أعلى المستويات في إتقان اللغة الانجليزية بكل بساطة. فلا داعي بعد اليوم إنفاق المال في السفر للخارج. أتمنى لكم الاستمتاع بهذا الكتاب.

المؤلف: نعمه فائز عسيري

فهرس الكتاب

رقم الصفحة	الموضوع	رقم الصفحة	الموضوع
73	تمرينات	1	حروف اللغة الانجليزية
77	الفعل المتعدى والفعل اللازم	2	الحروف الساكنة والمتحركة
78	الصفات	3	أجزاء الكلام
82	الظروف	5	تمرين
84	حروف الجر	6	الأسماء
85	حروف العطف	7	أنواع الأسماء
86	التعجب	9	أجناس الأسماء
87	أدوات المعرفة والنكرة	10	جمع الأسماء
89	السؤال المذيل	14	تمرين
91	تمرينات	16	الأسماء المركبة
94	تكوين الأسئلة	17	تمرين
99	تمرينات	18	الضمائر
100	أنواع الجمل	27	تمرينات
108	المبنى للمعلوم والمبنى للمجهول	31	فعل يكون
115	قواعد If الشرطية	32	فعل يعمل
116	الكلام المباشر وغير المباشر	33	فعل يملك
123	علامات الترقيم	34	تمرين
129	أيام الأسبوع	35	الأزمنة
129	فصول السنة	36	المضارع البسيط
130	أشهر السنة	40	الماضي البسيط
131	الأرقام	44	الأفعال الشاذة
132	التواريخ	50	تمرين
133	تمرينات	51	المضارع المستمر
135	تمرينات	56	الماضي المستمر
180	قطع الفهم	60	المضارع التام
199	كتابة الرسالة	64	الماضي التام
210	قطع الترجمة	68	المستقبل البسيط

حروف اللغة الانجليزية الصغيرة

(Small Letters)

a	b	c	d	e
f	g	h	i	j
k	l	m	n	o
p	q	r	s	t
u	v	w	x	y
z				

حروف اللغة الانجليزية الكبيرة

(Capital Letters)

A	B	C	D	E
F	G	H	I	J
K	L	M	N	O
P	Q	R	S	T
U	V	W	X	Y
Z				

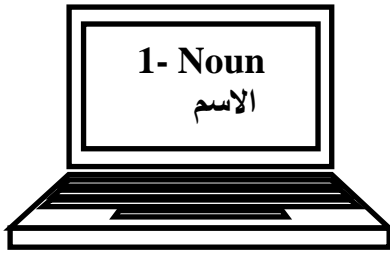
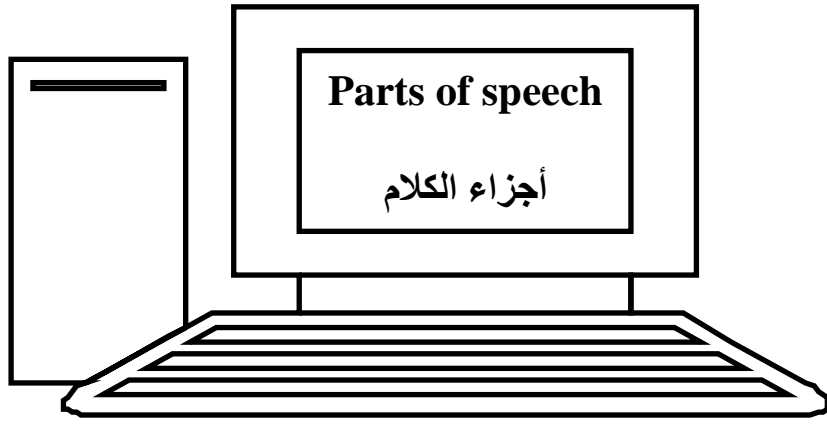
*** تنقسم حروف اللغة الانجليزية إلى حروف ساكنة وحروف متحركة
consonants and vowels - :

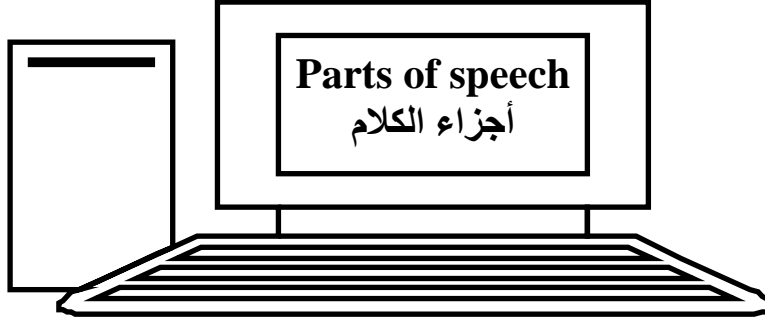
1- الحروف الساكنة
(consonants)

	b	c	d	
f	g	h		j
k	l	m	n	
p	q	r	s	t
	v	w	x	y
z				

2- الحروف المتحركة
(vowels)

a				e
			i	
				o
u				





*** ينقسم الكلام إلى تسعة أقسام وهي كالآتي :-

1- Noun :-

الاسم هو كلمة تدل على (شخص ، حيوان ، نبات ، مكان ، شي ، فكرة مجردة)

Soha – Ali – dog – table – widow – happiness – pencil – teacher - city

2- Pronoun :-

الضمير هو كلمة يحل محل الاسم لتجنب التكرار في الجملة .

I – he – she – it – we

3- Verb :-

الفعل عبارة عن كلمة توضح لنا حدوث شي ما في وقت ما .

eat – swim – drive – go – went – will go – worked

4- Adjective :-

الصفة هي كلمة تصف لنا الاسم وتأتي قبله .

old – new – short – tall – expensive – important – dangerous

5- Adverb :-

الحال هو كلمة تصف لنا الفعل أو الصفة أو الحال .

slowly – quickly – badly – happily - very.....

6- Preposition :-

حرف الجر هو عبارة عن كلمة تأتي مع الاسم أو الضمير لتوضح مدي علاقته بكلمة أخرى .

in – of – on – at – about

7- Conjunction :-

حرف العطف هو عبارة عن كلمة نربط بها كلمتين (كلمة وكلمة أخرى) أو جملتين (جملة وجملة أخرى)

so – and – because – although – but

8- Articles :-

أدوات المعرفة والنكرة وهي عبارة عن ثلاث أدوات في اللغة الانجليزية .

a – an – the .

9- Interjection :-

كلمة التعجب هي عبارة عن أصوات نستخدمها للتعبير عن التعجب .

Oh ! – Alas ! – Hey !


Exercise

Put each one of these word in front of its part of speech :-

speak – they – ouch ! – the – and – chair – fluently – bad – in order to –
on – happy – a – happy – go – badly – so – we – quick – quickly – old –
Ali – of – an – meat – meet – mad – tree – because – slowly – slow – drink –
doctor – will play – played .

Noun	
Pronoun	
Verb	
Adjective	
Adverb	
Preposition	
Conjunction	
Article	
Interjection	

*** سوف يتم شرح كل قسم من أقسام الكلام السابقة بالتفصيل في هذا الكتاب .



*** الاسم قسم من أقسام الكلام وهو عبارة عن كلمة تدل على أي شيء (إنسان (شخص) - حيوان - شيء - مكان - نبات - نشاط) :-

أمثلة :- Examples :-

man	رجل	thing	شيء
woman	امراة	ruler	مسطرة
person	شخص	book	كتاب
boy	ولد	window	شباك
girl	بنت	door	باب
president	رئيس	map	خريطة
king	ملك	pencil	قلم رصاص
Ali	علي	table	طاولة
Huda	هدى	rubber	ممحاة
brother	أخ	television	تلفاز
sister	أخت	place	مكان
animal	حيوان	Palestine	فلسطين
horse	حصان	Egypt	مصر
donkey	حمار	city	مدينة

camel	جمل	village	قرية
cat	قطعة	street	شارع
dog	كلب	house	منزل
lion	أسد	garden	حديقة
fox	ثعلب	tree	شجرة
monkey	قرد	sport	رياضة
deer	غزال	commerce	تجارة

أنواع الأسماء - Kinds of Nouns :

*** تنقسم الأسماء إلى أربع أقسام :-

- | | |
|--------------------|--------------|
| 1- Common Noun | الاسم النكرة |
| 2- Proper Noun | اسم علم |
| 3- Abstract Noun | اسم مجرد |
| 4- Collective Noun | اسم جمع |

1- Common Noun الاسم النكرة

*** هي عبارة عن أسماء عامة تدل على عموم الجنس دون تعيين :-

A man	رجل	A sea	بحر
A woman	امراة	A river	نهر
A girl	بنت	A village	قرية
A boy	ولد	A city	مدينة
A camel	جمل	A game	لعبة
A dog	كلب	A table	طاولة

2- Proper Noun اسم علم

*** هو اسم يدل على شخص أو أي شيء معين ومحدد :-

Ali	علي	River Nile	نهر النيل
Rasha	رشا	Himalaya	جبال هماليا
Jack	جاك	Gaza	غزة
Jerusalem	القدس	Lebanon	لبنان
Palestine	فلسطين	Beirut	بيروت
Jordan	الأردن	England	انجلترا

3- Abstract Noun اسم مجرد

*** هو اسم معنوي غير ملموس :-

courage	الشجاعة	hope	الأمل
democracy	الديمقراطية	fear	الخوف

4- Collective Noun اسم جمع

*** هو اسم يدل على عدد من الأشياء ككل (تدرج تحت هذا النوع من الأسماء جماعة أو فريق من جنس واحد)

army	جيش	crowd	حشد
team	فريق	herd	قطيع

*** Countable and Uncountable Nouns :-

*** الأسماء المعدودة هي الأسماء الذي يمكن عدها : books / book

*** الأسماء غير المعدودة هي الأسماء التي لا تعد : gold / milk ولا يمكن جمعها .

Nouns Genders أجناس الأسماء

*** ينقسم الجنس في الأسماء إلى ثلاث أقسام :-

1- Masculine	المذكر
2- Feminine	المؤنث
3- Neuter	المحايد

1- Masculine المذكر

*** هو الاسم الذي يدل على مذكر (الرجال / الأولاد / ذكور الحيوانات) :-

man	رجل	father	أب
boy	ولد	husband	زوج
uncle	عم / خال	king	ملك
son	ابن	lion	أسد

2- Feminine المؤنث

*** هو الاسم الذي يدل على مؤنث النساء / البنات / إناث الحيوانات) :-

woman	امرأة	mother	أم
girl	بنت	aunt	عمة / خالة
sister	أخت	princess	أميرة
daughter	ابنة	lioness	لبوه

3- Neuter المحايد

*** هو الاسم الذي لا يكون مذكر ولا مؤنث :-

book / pencil

ملاحظة

*** هناك اسم مشترك يدل على المذكر والمؤنث معا :

child / driver / student / pupil / parent / teacher / singer / friend

Plural of the Nouns

جمع الأسماء

1- We add (s) to the singular nouns to form plurals :-

*** عادة نضيف إلى الاسم المفرد حرف (s) لتحويله إلى جمع .

Singular	المفرد	Plural	الجمع
bag	حقيرة	bags	حقائب
school	مدرسة	schools	مدارس
doctor	طبيب	doctors	أطباء
student	طالب	students	طلاب
book	كتاب	books	كتب

2- Nouns which end with (ch / sh / s / z / x) : -

*** إذا انتهى الاسم بـ (ch / sh / s / z / x) نضيف له (es) عند الجمع .

Singular	المفرد	Plural	الجمع
watch	ساعة	watches	ساعات
dish	طبق	dishes	أطباق
glass	كوب	glasses	أكواب
quiz	اختبار	quizzes	اختبارات
fox	ثعلب	foxes	ثعالب
brush	فرشاة	brushes	فراشي
box	صندوق	boxes	صناديق

3- Nouns which end with (o) : -

*** إذا انتهى الاسم بـ (o) وجاء قبله حرف ساكن نضيف له (es) عند الجمع .

Singular	المفرد	Plural	الجمع
tomato	حبة طماطم	tomatoes	طماطم
volcano	بركان	volcanoes	براكين
buffalo	جاموسة	buffaloes	جواميس
hero	بطل	heroes	أبطال

4- Nouns which end with (o) : -

*** إذا انتهى الاسم بـ (o) وجاء قبله حرف متحرك نضيف له (s) عند الجمع .

Singular	المفرد	Plural	الجمع
zoo	حديقة الحيوان	zoos	حدائق الحيوان

5- Nouns which end with (y) : -

*** إذا انتهى الاسم بـ (y) وجاء قبله حرف ساكن ، نحذف حرف (y) ثم نضيف له (ies) عند الجمع .

Singular	المفرد	Plural	الجمع
family	عائلة	families	عائلات
lady	سيدة	ladies	سيدات
army	جيش	armies	جيوش
sky	سما	skies	سماوات
country	بلد	countries	بلدان

6- Nouns which end with (y) : -

*** إذا انتهى الاسم بـ (y) وجاء قبله حرف من حروف العلة (a / e / i / o / u) نضيف له (s) عند الجمع .

Singular	المفرد	Plural	الجمع
boy	ولد	boys	أولاد
day	يوم	days	أيام
donkey	حمار	donkeys	حمير

7- Nouns which end with (f / fe) : -

*** إذا انتهى الاسم بـ (f / fe) نقوم بحذفهم ثم نضيف له (ves) عند الجمع .

Singular	المفرد	Plural	الجمع
wolf	ذئب	wolves	ذئاب
knife	سكينة	knives	سكاكين
leaf	ورقة الشجر	leaves	أوراق الشجر
wife	زوجة	wives	زوجات

*** هناك أسماء تنتهي بـ (f / fe) نضيف لها (s) عند الجمع (أسماء غير مرتبطة بالقاعدة السابقة) :-

roof / roofs – Gulf / Gulfs – proof / proofs – cliff / cliffs / chief – chiefs

8- Irregular nouns :-

*** الأسماء الشاذة :-

Singular	المفرد	Plural	الجمع
tooth	سن	teeth	أسنان
mouse	فأر	mice	فئران
man	رجل	men	رجال
woman	امرأة	women	نساء
foot	قدم	feet	أقدام
goose	وزة	geese	وز
child	طفل	children	أطفال
ox	ثور	oxen	ثيران
louse	قملة	lice	قمل
crisis	أزمة	crises	أزمات
fish	سمك	fish	سمك
appendix	ملحق / فهرس	appendices	ملاحق / فهارس
phenomenon	ظاهرة	phenomena	ظواهر

*** هناك أسماء لا تتغير في المفرد والجمع :

Deer / sheep / cattle / swine

9- Compound nouns :-

*** الأسماء المركبة :- نجمع الأسماء المركبة طبقا للاسم المفرد الرئيسي :-

Singular	المفرد	Plural	الجمع
classroom	غرفة دراسية	classrooms	غرف دراسية
policeman	شرطي	policemen	رجال الشرطة
son – in – law	صهر	sons – in – law	أصهار
grand – son	حفيد	grand – sons	أحفاد
looker – on	متفرج	lookers – on	متفرجون
armchair	كرسي بمساند	armchairs	كراسي بمساند

*** الأسماء الرئيسية في الجدول السابق :-

room / man / son / son / looker / chair

*** ملاحظة :-

١ - هناك أسماء جمع ولكنها تعامل معاملة المفرد : سكر sugar / قهوة coffee / شاي tea / أرز rice / عسل honey

2- لو جمعنا كلمة (شاي tea) (teas) فان هذا يدل على أنواع الشاي .

3- لو جمعنا كلمة (قهوة coffee) (coffees) فان هذا يدل على أنواع القهوة .

Exercise

*** What kinds are the following nouns ?

- | | |
|----------------------|-----------------------|
| 1- man : | 2- mountain : |
| 3- table : | 4- dog : |
| 5- Amjad : | 6- Khanyounis : |
| 7- Palestine : | 8- London : |
| 9- anger : | 10- sadness : |
| 11- army : | 12- crowd : |

Exercise

***** Give the plural of these words :-**

Singular	Plural
tree	
man	
boy	
book	
potato	
tea – cup	
father – in – law	
star	
dog	
king	
country	
child	
story	
dish	
wife	
box	
thief	



*** Compound Nouns are nouns joined to make one word .

*** الأسماء المركبة عبارة عن أسماء ترتبط مع بعضها لتكون كلمة واحدة .

*** Compound Nouns are written in different ways :-

*** تكتب الأسماء المركبة بطرق مختلفة :-

1- One word كلمة واحدة	football
2- Two words كلمتين منفصلتين	police station
3- Two words joined by a hyphen كلمتان بينهما شرطة	horse – riding
4- Words joined by a hyphens كلمات بينهما شرطة	father – in – law

*** Types of Compound Nouns :-

أنواع الأسماء المركبة

1- Noun + Noun	football
2- Noun + Verb	rainfall
3- Noun + Gerund	sightseeing
4- Gerund + Noun	drinking water
5- Adjective + Noun	blackboard

*** The plural of Compound Noun :-

جمع الأسماء المركبة

classroom	classrooms
notebook	notebooks
walking stick	walking sticks

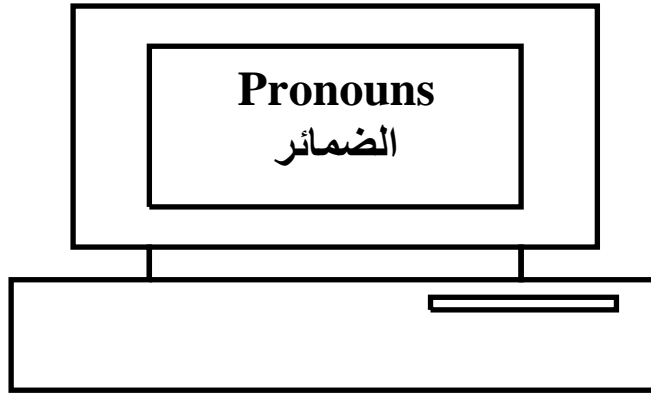
*** إذا كانت الكلمة المركبة تنتهي باسم يعد يضاف (s) عند الجمع كما موضح في الجدول .

*** لاحظ :- father – in – law / fathers – in – law

***** Take a word from column (A) and another from column (B) to form a compound word :-**

***** خذ كلمة من العمود (A) وكلمة أخرى من العمود (b) لتكون اسم مركب :-**

A	B	Compound word
film	fall	
police	ache	
note	riding	
rain	station	
tooth	star	
horse	pot	
boat	bike	
old	paste	
bus	man	
shoe	brush	
earth	based	
tooth	box	
police	stop	
motor	age	
fire	way	
tooth	man	
motor	friend	
wild	man	
quiz	book	
tea	life	
pen	master	



*** الضمير قسم من أقسام الكلام . وهو عبارة عن كلمة تحل محل الاسم تجنباً لتكرار الاسم . وتنقسم الضمائر إلى سبعة أقسام :

1- Personal Pronouns	الضمائر الشخصية
2- Possessive Pronouns	ضمائر الملكية
3- Demonstrative Pronouns	ضمائر الإشارة
4- Reflexive Pronouns	ضمائر انعكاسية
5- Interrogative Pronouns	ضمائر استفهامية
6- Indefinite Pronouns	ضمائر غير محددة (نكرة)
7- Relative Pronouns	ضمائر الوصل

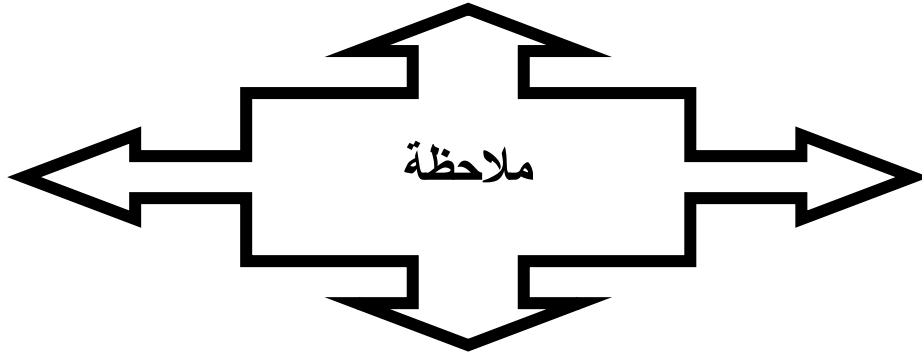
1- Personal Pronouns الضمائر الشخصية

*** الضمائر الشخصية لها حالتين :- 1- حالة الرفع (nominative) 2- حالة النصب (accusative) :

Nominative	حالة الرفع	Accusative	حالة النصب
I	أنا	me	نى
You	أنت	you	ك
He	هو	him	ه
She	هي	her	ها
It	هو / هي لغير العاقل	it	ه / ها لغير العاقل
We	نحن	us	نا / لنا
You	أنتم / أنتن / أنتما	you	كما / كم / كن
They	هم / هن	them	هم / هن

***** Examples :-**

استخدام الضمائر الشخصية في حالة الرفع في جمل	
I go to school .	أنا ذاهب إلى المدرسة .
You go to the club .	أنت تذهب إلى النادي .
He is intelligent .	هو ذكي .
She goes to school .	هي تذهب إلى المدرسة .
It is a book .	انه كتاب .
We are students .	نحن طلاب .
You are good students .	أنتم طلاب جيدون .
They wrote a letter .	هم كتبوا الرسالة
استخدام الضمائر الشخصية في حالة الرفع في جمل	
She told me the truth .	أخبرتني الحقيقة .
I saw you in the airport .	رايتك في المطار .
We speak to him .	نحن تحدثنا معه .
Soha goes with her .	سها تذهب معها .
She bought it .	هي اشترته .
He play with us .	هو يلعب معنا .
I saw you playing basketball .	رأيتكم تلعبون كرة السلة .
She writes to them .	هي تكتب لهم .



*** الضمائر الشخصية في حالة الرفع تسبق الفعل ولا تأتي بعد الفعل الا في حالة الاستفهام :-

Has he got a good job ? / You aren't student , are you ?

*** الضمائر الشخصية في حالة النصب تأتي مفعولاً به بعد الفعل مباشرة أو يأتي بين الفعل والضمير حرف جر مثل :-

to / at / with / from / for

*** الضمائر الشخصية أنواع :

- ١- الضمير الشخصي الأول في حالة الرفع للمفرد والجمع (I / we)
- ٢- الضمير الشخصي الأول في حالة النصب للمفرد والجمع (me / us)
- ٣- الضمير الشخصي الثاني في حالة الرفع للمفرد والجمع (you / you)
- ٤- الضمير الشخصي الثاني في حالة النصب للمفرد والجمع (you / you)
- 5- الضمير الشخصي الثالث في حالة الرفع للمفرد والجمع (he / she / it / they)
- 6- الضمير الشخصي الثالث في حالة النصب للمفرد والجمع (him / her / it / them)

2-Possessive Pronouns ضمائر الملكية

*** تنقسم ضمائر الملكية إلى قسمين :

1- Possessive Pronouns ضمائر الملكية 2- Possessive Adjective صفات الملكية

- ١ - ضمائر الملكية عبارة عن ضمائر لا يأتي بعدها أسماء .
- ٢ - صفات الملكية عبارة عن صفات تأتي قبل الاسم وتصفه .
- ٣ - هذا الجدول يوضح لك ضمائر الملكية وصفات الملكية :-

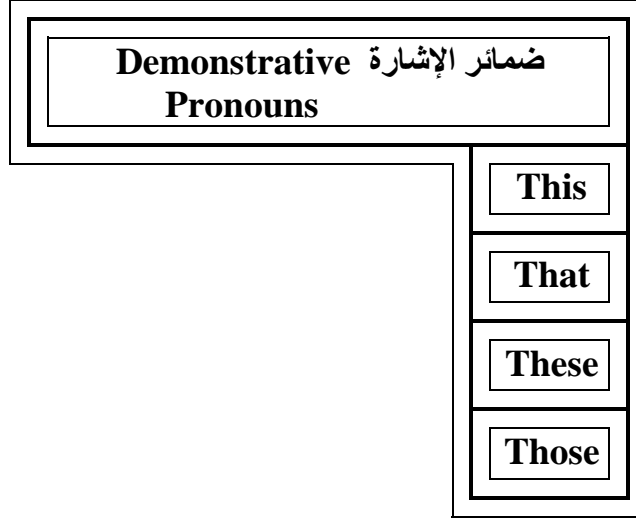
Possessive Pronouns	ضمائر الملكية	Possessive Adjectives	صفات الملكية
mine	خاصتى / لى	my	ي / خاصتى
yours	لك	your	ك / خاصتك
his	له	his	هـ / خاصته
hers	لها	her	ها / خاصتها
its	له / لها لغير العاقل	its	هـ / ها لغير العاقل
ours	لنا	our	نا
yours	لكم	your	كم / كما / كن
theirs	لهم	their	هم / هما / هن

أمثلة Examples

- 1- This car is mine .
- 2- This car is yours .
- 3- This book is his .
- 4- This book is hers .
- 5- These cars are theirs .
- 6- My pencil is on the table .
- 7- My name is Ali .
- 8- This is your car .
- 9- I saw his brother .
- 10- His name is Amjad .

3- Demonstrative Pronouns (أسماء الإشارة)

*** تشير إلى الأشياء وتدل عليها أو تدل على الأشياء لتحديد لها .



- 1- نستخدم (This) بمعنى (هذا / هذه) كاسم إشارة للمفرد القريب للمذكر والمؤنث .
- 2- نستخدم (That) بمعنى (ذاك / تلك) كاسم إشارة للمفرد البعيد للمذكر والمؤنث .
- 3- نستخدم (These) بمعنى (هؤلاء) كاسم إشارة للجمع القريب للمذكر والمؤنث .
- 4- نستخدم (Those) بمعنى (أولئك) كاسم إشارة للجمع البعيد للمذكر والمؤنث .

Examples

- 1- This is a book .
- 2- This is my car .
- 3- This is my home .
- 4- This is a picture .
- 5- That is an elephant .
- 6- That is a monkey .
- 7- That is your home .
- 8- These are monkeys .
- 9- These are chickens .
- 10- Those are your books .
- 11- Those are my friends .

*** تصبح هذه الضمائر صفات إشارة إذا جاء الاسم بعدها مباشرة :-

- 1- This book is for my brother .
- 2- That book is his .
- 3- These girls are my friends .
- 4- Those stories are interesting .

4- Reflexive Pronouns ضمائر انعكاسية

Reflexive Pronouns الضمائر الانعكاسية	
myself	نفسي
yourself	نفسك
himself	نفسه
herself	نفسها
itself	نفسه / نفسها لغير العاقل
ourselves	أنفسنا
yourselves	أنفسكم
themselves	أنفسهم

*** الضمائر الانعكاسية تدل على أن الفاعل هو الفاعل والمفعول به للفعل نفسه :

Examples

- 1- I hurt myself .
- 2- He hurt himself .
- 3- She looks at herself the mirror .
- 4- You can blame yourself .
- 5- The dog looks at itself in the mirror .
- 6- We can blame ourselves .
- 7- They look at themselves in the mirror .
- 8- You can blame yourselves .

*** إذا جاءت الضمائر السابقة لتؤكد الاسم أو الضمير فإننا نسميها بالضمائر التوكيدية :

(Emphasizing Pronouns)

Examples

- 1- Ali himself write the letter .
- 2- Amjad himself read the story .
- 3- Huda herself write the lesson .
- 4- He himself was ill .

5- Interrogative Pronouns ضمائر استفهامية

*** ضمائر الاستفهام عبارة عن ضمائر تستخدم للسؤال (تبدأ بها الجمل الاستفهام لنستفسر عن شخص أو شيء)

Interrogative Pronouns الضمائر الانعكاسية	
Who	للعاقل / من (للفاعل)
Whose	للعاقل / لمن (مضاف)
Whom	للعاقل / من (منصوب - مجرور)
Which	للعاقل وغير العاقل / أي (للتمييز)
What	للأشياء — للأشخاص / ماذا

Examples

- 1- Who is here ?
- 2- Whose bicycle did he take ?
- 3- What do you want ?
- 4- Who did it ?
- 5- Who took my pen ?
- 6- Who are you ?
- 7- Whose pencils are these ?
- 8- Whom did you invite ?
- 9- What letters did you write ?
- 10- Which book do you want ?
- 11- What time is it ?

*** كل من (What / Which) إذا سبقت الأسماء سميا صفتين استفهاميتين .

(**) Which book do you want ?

(**) What time is it ?

ضمائر غير محددة (نكرة) 6- Indefinite Pronouns

some	someone	somebody	something
any	anyone	anybody	anything
no	nobody	none	nothing
every	everyone	everybody	everything
much	many	enough	—
either	neither	—	—
other	another	—	—
all	each	both	—

*** الضمائر النكرة إذا سبقت الأسماء مباشرة لتصفها نعتبرها صفات ، ما دون ذلك تعتبر ضمائر .

*** نستخدم (some) مع السماء المعدودة وغير المعدودة بمعنى (بعض) .

*** نستخدم (كل شخص everybody / كل واحد everyone / أي شخص anybody)

أي أحد anyone / أحد ما someone / شخص ما somebody (للتعبير عن الأشخاص .

*** نستخدم (أي شيء anything) للأشياء في حالة الاستفهام .

*** نستخدم (أي any) في حالة النفي والسؤال .

*** نستخدم (لا أحد none) للأشخاص والأشياء .

*** نستخدم (كل شيء everything) للأشياء .

*** نستخدم (لا شيء nothing) للأشياء .

*** نستخدم (الكثير much) للكمية .

*** نستخدم العديد many (للعدد .

*** نستخدم (يكفي enough) للعدد والكمية .

Examples

- 1- There are some books on the table .
- 2- There is some sugar in the kitchen .
- 3- Some of the bananas are good and some are bad .
- 4- There is somebody in the classroom .
- 5- Is there any thing in the fridge ?
- 6- There isn't any sugar in the kitchen .
- 7- None of them was sad .
- 8- There is nothing in the fridge .
- 9- I have much money .
- 10- Some students came early and many of them came late .

7- Relative Pronouns ضمائر الوصل

Relative Pronouns ضمائر الوصل	
Who	الذي / التي (للعاقل) الفاعل
Whose	الذي / التي (للملكية)
Whom	الذي / التي (مفعول به)
Which	الذي / التي (لغير العاقل) فاعل أو مفعول به
That	الذي / التي (للعاقل وغير العاقل) فاعل أو مفعول به

*** ضمير الوصل يحل محل اسم أو ضمير ويصل بين جملتين .

Examples

- 1- The boy who plays there , is my brother .
- 2- The girl who plays there , is my daughter .
- 3- I have lost book which I bought .
- 4- The boys who came are my friends .
- 5- The girls who came are my friend .
- 6- The student whose bicycle broke down asked for help .
- 7- This is the boy whose bike was stolen .
- 8- This is the dog that makes a lot of noise .
- 9- The man who came is my teacher .
- 10- This the cat which I don't like .

Exercise (1)

***** Put (he / she / it / they) in the following sentences :-** ضع هذه الضمائر فى الجمل الآتية

1- is a doctor .

_____ .

2- is a father .

_____ .

3- is a teacher .

_____ .

4- is an engineer .

_____ .

5- is a husband .

_____ .

6- is a wife .

_____ .

7- is a woman .

_____ .

8- is a book .

_____ .

9- is a picture .

_____ .

10- is a widow .

_____ .

11- are students .

_____ .

12- are teachers .

_____ .

13- is a king .

_____ .

14- is queen .

_____ .

15- is a lion .

_____ .

16- is a mother .

_____ .

17- are people .

_____ .

18- are doctors .

_____ .

19- is on the table .

_____ .

20- are in the club .

_____ .

Exercise (2)

***** Answer these questions affirmatively . Use (he / she / it / they)
in the answers :-**

***** أجب هذه الأسئلة بصيغة الإثبات . استخدم (he / she / it / they) في الإجابات .**

1- Is this a book ?

2- Is this a pen ?

3- Is this a car ?

4- Is the student in the classroom ?

5- Are the pupils in the classroom ?

6- Is the girl in the classroom ?

7- Is a chair a thing ?

8- Are the tables things ?

9- Is the doctor in the clinic ?

10- Is the teacher in the bus ?

Exercise (3)

***** Answer these questions negatively . Use (he / she / it / they)
in the answers :-**

***** أجب هذه الأسئلة بصيغة النفي . استخدم (he / she / it / they) في الإجابات .**

1- Is this a car ?

_____.

2- Is this a train ?

_____.

3- Is this a picture ?

_____.

4- Are these pictures ?

_____.

5- Are these cars ?

_____.

6- Is a girl a thing ?

_____.

7- Are tables people ?

_____.

8- Is the teacher in the classroom ?

_____.

9- Is the door open ?

_____.

10- Is the doctor in the clinic ?

_____.

Exercise (4)

***** Choose the correct pronoun :-**

1- Ali goes to the sea and Amjad goes with (he – him – I) .

2- Heba see (I – he – me) in the bus and I see (she – him – her) .

3- He speaks Arabic to (I – me – him) and I speak English to
(him – he – she) .

4- He speaks Arabic to (we – us – she) and (she – we – us) speak
English to (he – I – him) .

5- We know (them – they – we) very well and they know
(we – us – them) .

Exercise (5)

*** Put (Possessive Pronoun) :-

- 1- I have a care , that car is
 - 2- He has a car , that car is
 - 3- She has a book , that book is
 - 4- We have a car , that car is
 - 5- They have a car , that car is
 - 6- You have a car , that car is
-

Exercise (6)

*** Put (Reflexive Pronoun) :-

- 1- The cat saw in the mirror .
- 2- Ahmed has hurt
- 3- She hurt
- 4- The children saw in the mirror .
- 5- We saw In the mirror .



Pronouns	Present	Past	Past Participle
I	am	was	been
He	is	was	been
She	is	was	been
It	is	was	been
We	are	were	been
You	are	were	been
They	are	were	been

***** Examples :-**

- 1- I am a teacher .
- 2- I am a student .
- 3- He is a doctor .
- 4- She is a nurse.
- 5- They are students.
- 6- We are in the school .
- 7- I was in England last month
- 8- We were in England last month .
- 9- He will be 22 next month .
- 10- I will be in the university next year .



Pronouns	Present	Past	Past Participle
I	do	did	done
He	does	did	done
She	does	did	done
It	does	did	done
We	do	did	done
You	do	did	done
They	do	did	done

***** Examples :-**

- 1- I do my homework .
- 2- He does his homework .
- 3- She does her homework .
- 4- We do our work .
- 5- They do their work .
- 6- I did my work .
- 7- He did his homework yesterday .
- 8- She did her homework last week .
- 9- We did our work .
- 10- They will do their work tomorrow .



Pronouns	Present	Past	Past Participle
I	have	had	had
He	has	had	had
She	has	had	had
It	has	had	had
We	have	had	had
You	have	had	had
They	have	had	had


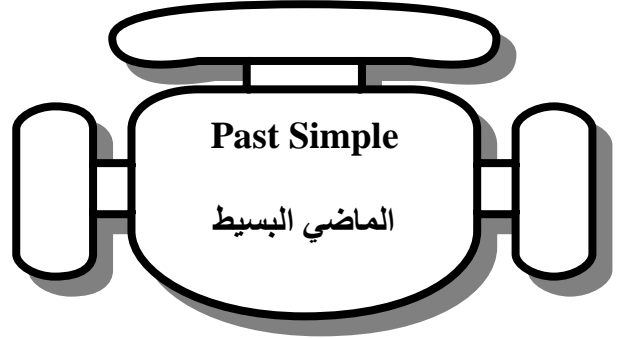
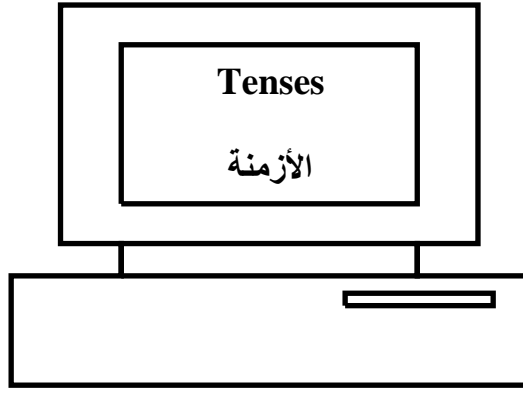
***** Examples :-**

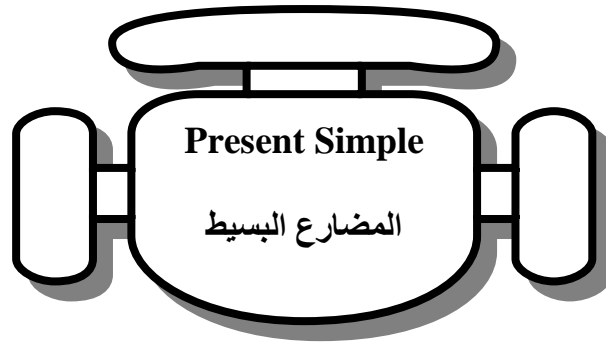
- 1- I have a new house .
- 2- I have a car .
- 3- He has a computer .
- 4- She has a car .
- 5- We have a new house .
- 6- They have a new television .
- 7- I had a car last year .
- 8- He had a computer .
- 9- She had a new house .
- 10- We will have a new house next month .

Exercise

Choose the correct verb :-

- 1- I (do – did – does) my work everyday .
- 2- He (has – have – had) a car last month .
- 3- I (am – was – is) a student last year .
- 4- she (be – will be – is) a nurse next year .
- 5- He (is – were – be) a teacher .
- 6- I (have – had – has) a car last year .
- 7- We (has – have – had) a new house yesterday .
- 8- I (do – does – did) my work yesterday .
- 9- We (will have – have – had) a new house next month .
- 10-They (had – have – has) a bus last month .
- 11- I (was – is – am) a student .
- 12- He (had – has – have) a computer yesterday .
- 13- She (does – did – do) her homework yesterday .
- 14- She (do – does – did) her work every month .
- 15- We (do – will do – did) our work tomorrow .
- 16- They (did – do – does) their work everyday .
- 17- They (did – do – does) their work yesterday .
- 18- She (is – was – were) a teacher last month .
- 19- She (is – was – will be) a nurse next month .
- 20- We (are – were – was) students last year .





*** We use this tense to express about :-

1- FACTS

2- العادات

1- FACTS :-

*** It rains in winter .

*** The earth is round .

2- HABITS :-

*** We play football every week .

*** She goes to school everyday .

2- HABITS

*** نستخدم زمن المضارع البسيط لنعبر عن :-

1- الحقائق

*** **Formation :-**

I	+	verb	play		
He	+	verb	+	s	plays
She	+	verb	+	s	plays
It	+	verb	+	s	plays
We	+	verb	play		
You	+	verb	play		
They	+	verb	play		

*** يتكون زمن المضارع البسيط من :-

1- الفعل + (s) أو (es) مع (he / she / it) أو اسم يحل محل الضمير مثل Ali / cat / Huda

2- الفعل بدون (s) مع بقية الضمانر .

3- إذا انتهى الفعل بـ (o / ss / ch / sh / x) نضيف إلى آخره (es) مع (he / she / it) أو مع اسم يحل محل

هذه الضمانر مثل Ali / cat / Huda

go : goes

watch : watches

cross : crosses

box : boxes

wash : washes

4- إذا انتهى الفعل بـ (y) وجاء قبله حرف ساكن نقوم بوضع (i) بدلا من (y) ثم نضيف (es) مع

study / studies - : he / she / it

5- إذا انتهى الفعل بـ (y) وجاء قبله حرف متحرك (a / e / i / o / u) نضيف (s) مع

play / plays - : he / she / it

***** Some words which come with present simple tense :-**

always	دائما
usually	عادة
every (day / week)	كل (يوم / أسبوع)
often	غالبا
sometimes	أحيانا
generally	عموما
daily	يومية
weekly	أسبوعيا
monthly	شهريا
yearly	سنويا
frequently	مرارا
rarely	نادرا
scarcely	نادرا

***** بعض الكلمات التي تستخدم مع زمن المضارع البسيط :-**

***** Examples :-**

- 1- We always spend our holidays abroad .
- 2- I get up at 5.30 everyday .
- 3- The dog often sits there .
- 4- He plays tennis every month .
- 5- He generally wears a dark suit .

*** Present Simple Tense (Negative)

*** زمن المضارع البسيط (النفي)

Negative :-

النفي

I	don't	come	from England .
He	doesn't	come	
She	doesn't	come	
It	doesn't	come	
We	don't	come	
You	don't	come	
They	don't	come	

*** إذا كان الفعل في زمن مضارع بدون (s) نستخدم عند النفي (المصدر + don't) أو (do not)

1- I speak Arabic .

I don't speak Arabic .

2- They play football .

They don't play football .

*** إذا كان الفعل في زمن مضارع مضافا له (s) نستخدم عند النفي (المصدر + doesn't) أو (does not)

1- He speaks Arabic .

He doesn't speak Arabic .

2- He plays football .

He doesn't play football .

*** Present Simple Tense (Interrogative)

*** زمن المضارع البسيط (الاستفهام)

Interrogative :-

الاستفهام

Do	I	work ?
Does	he	
Does	she	
Does	it	
Do	we	
Do	you	
Do	they	

*** إذا كان الفعل في زمن مضارع بدون (s) نستخدم عند الاستفهام (المصدر + الفاعل + Do)

1- I speak Arabic .

Do I speak Arabic ?

2- They play football .

Do they play football ?

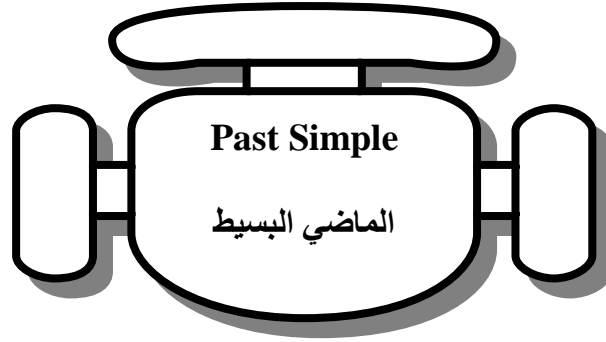
*** إذا كان الفعل في زمن مضارع مضافا له (s) نستخدم عند الاستفهام (المصدر + الفاعل + Does)

1- He speaks Arabic .

Does he speak Arabic ?

2- He plays football .

Does he play football ?



***** We use this tense to express about :-**

An action that started and finished in the past .

***** نستخدم زمن الماضي البسيط لنعبر عن :-**

حدث بدأ وانتهى في الماضي .

1- I went to Gaza last month .

2- We played tennis yesterday .

***** Formation :-**

Present	<u>Past</u>	Past Participle
المضارع	<u>الماضي</u>	التصريف الثالث
go	<u>went</u>	gone
play	<u>played</u>	played
work	<u>worked</u>	worked
eat	<u>ate</u>	eaten
speak	<u>spoke</u>	spoken
write	<u>wrote</u>	written
meet	<u>met</u>	met
walk	<u>walked</u>	walked

***** يتكون زمن الماضي البسيط من :-**

1- التصريف الثاني للفعل (كما هو موضح في العمود الثاني من الجدول السابق)

***** نضيف للفعل (ed) ما عدا الأفعال الشاذة .**

live / lived

hate / hated

***** إذا انتهى الفعل بـ (e) نضيف له (d)**

*** إذا انتهى الفعل بـ (y) وجاء قبله حرف ساكن نقوم بحذف (y) ثم نضيف (ied) :

study / studied cry / cried

*** إذا انتهى الفعل بـ (y) وجاء قبله حرف متحرك (a / e / i / o / u) نضيف (ed) :

enjoy / enjoyed borrow / borrowed

*** إذا انتهى الفعل بـ (ie) نضيف له (d) : die / died

*** في نهاية هذا الدرس سوف تجد جدولاً للأفعال الشاذة فيجب حفظها .

*** Some words which come with past simple tense :-

*** بعض الكلمات التي تستخدم مع زمن الماضي البسيط :-

yesterday	بالأمس
ago	منذ
three weeks ago	منذ ثلاث أسابيع
four months ago	منذ أربع أشهر
three years ago	منذ ثلاث سنوات
last	الماضي
last night	الليلة الماضية
last week	الأسبوع الماضي
last month	الشهر الماضي
last year	السنة الماضية
in the past	في الماضي

*** Examples :-

- 1- I met her last week .
- 2- We played football yesterday .
- 3- I went to the club last week .
- 4- I swam in the sea last summer .
- 5- She wrote her letter yesterday .
- 6- I visited my uncle two weeks ago .
- 7- She lived in Gaza last year .
- 8- He wrote his lesson yesterday .
- 9- Ali and Ahmed visited me last summer .

*** Past Simple Tense (Negative)

*** زمن الماضي البسيط (النفي)

Negative :-

النفي

I	didn't	play	football .
He	didn't	play	
She	didn't	play	
It	didn't	play	
We	didn't	play	
You	didn't	play	
They	didn't	play	

*** نفي زمن الماضي البسيط باستخدام (المصدر + didn't) أو (did not)

1- I spoke Arabic .

I didn't speak Arabic .

2- They played football .

They didn't play football .

1- I spoke Arabic .

I did not speak Arabic .

2- They played football .

They did not play football .

*** Past Simple Tense (Interrogative)

*** زمن الماضي البسيط (الاستفهام)

Interrogative :-

الاستفهام

Did	I	work ?
	he	
	she	
	it	
	we	
	you	
	they	

*** نستخدم عند الاستفهام صيغة (المصدر + الفاعل + Did)

1- I speak Arabic .

Did I speak Arabic ?

2- They play football .

Did they play football ?



Present Simple المضارع البسيط	Meaning المعنى	Past Simple الماضي البسيط	Past Participle اسم المفعول
be	يكون	was / were	been
beat	يضرب	beat	beaten
become	يصبح	became	become
begin	يبدأ	began	begun
bend	يثني / ينحني	bent	bent
bite	يعض	bit	bitten
bleed	يدمي	bled	bled
blow	يهب	blew	blown
break	يكسر	broke	broken
bring	يحضر	brought	brought
build	يبني	built	built
burn	يحرق / يشتعل	burned / burnt	burned / burnt
buy	يشترى	bought	bought
catch	يمسك	caught	caught
choose	يختار	chose	chosen
come	يأتي	came	come

cost	يكلف	cost	cost
cut	يقطع	cut	cut
deal	يتعامل	dealt	dealt
die	يموت	died	died
dig	يحفر	dug	dug
do	يفعل	did	done
draw	يرسم	drew	drawn
dream	يحلم	dreamed / dreamt	dreamed / dreamt
drink	يشرب	drank	drunk
drive	يقود	drove	driven
eat	يأكل	ate	eaten
fall	يقع	fell	fallen
feed	يطعم	fed	fed
feel	يشعر	felt	felt
fight	يحارب	fought	fought
find	يجد	found	found
fly	يطير	flew	flown
forbid	يمنع / يحرم	forbade	forbidden
forecast	يتوقع / يتنبأ	forecast	forecast
forget	ينسى	forgot	forgotten
freeze	يتجمد / يجمد	froze	frozen

get	يحصل	got	got
give	يعطي	gave	given
go	يذهب	went	gone
grow	ينمو / يزرع	grew	grown
hang	يعلق / يشنق	hung	hung
have / has	يملك	had	had
hear	يسمع	heard	heard
hide	يختبئ / يخفي	hid	hidden
hit	يصدم / يضرب	hit	hit
hold	يمسك	held	held
hurt	يؤذي / يجرح	hurt	hurt
keep	يحفظ	kept	kept
know	يعرف	knew	known
lay	تبيض / يضع	laid	laid
lead	يقود	led	led
learn	يتعلم	learned / learnt	learned / learnt
leave	يغادر / يترك	left	left
lend	يعير / يقرض	lent	lent
let	يدع	let	let
lie	يرقد	lay	lain
lie	يكذب	lied	lied

light	يضيئ	lit	lit
lose	يفقد / يخسر	lost	lost
make	يعمل / يصنع	made	made
mean	يعنى	meant	meant
meet	يقابل	met	met
pay	يدفع	paid	paid
put	يضع	put	put
read	يقرأ	read	read
ride	يركب	rode	ridden
ring	يرن / يقرع	rang	rung
rise	ينهض / تشرق	rose	risen
run	يجرى	ran	run
say	يقول	said	said
see	يرى	saw	seen
sell	يبيع	sold	sold
seek	يبحث عن	sought	sought
send	يرسل	sent	sent
set	يضع / تغرب	set	set
sew	يخيط	sewed	sewn
shake	يهز / يرتعش	shook	shaken
shine	يضيئ / يتألق	shone	shone

shoot	يطلق (الرصاص)	shot	shot
show	يعرض	showed	shown
shrink	ينكمش	shrank	shrunk
shut	يقفل	shut	shut
sing	يغنى	sang	sung
sink	يغطس	sank	sunk
sit	يجلس	sat	sat
sleep	ينام	slept	slept
smell	يشم	smelled / smelt	smelled / smelt
speak	يتكلم	spoke	spoken
spell	يهجى	spelled / spelt	spelled / spelt
spend	ينفق / يقضى وقتا	spent	spent
spill	يسكب	spilled / spilt	spilled / spilt
spoil	يتلف	spoilt	spoilt
spread	ينتشر	spread	spread
stand	يقف	stood	stood
steal	يسرق	stole	stolen
stick	يلصق / يلتصق	stuck	stuck
strike	يضرب عن	struck	struck
sweep	يكنس / يكتسح	swept	swept
swim	يسبح	swam	swum

swing	يُورج	swung	swung
take	يأخذ	took	taken
teach	يعلم	taught	taught
tear	يمزق	tore	torn
tell	يخبر	told	told
think	يظن / يفكر	thought	thought
throw	يرمي / يلقي	threw	thrown
understand	يفهم	understood	understood
wake	يوقظ / يستيقظ	woke / waked	woke / waked
wear	يرتدي / يلبس	wore	worn
weep	يبكي	wept	wept
win	يفوز / يربح	won	won
write	يكتب	wrote	written

Exercise

***** Complete the table :-**

Present Simple المضارع البسيط	Meaning المعنى	Past Simple الماضي البسيط	Past Participle اسم المفعول
understand			
		took	
			been
swim			
		drink	
			eaten
steal			
			written
		won	
teach			
		saw	
tell			
			read
let			
		had	
go			
			done
know			



***** We use this tense to express about :-**

An action which are happening at the time of speaking (now)

***** نستخدم زمن المضارع المستمر لنعبر عن :-**

حدث يحدث لحظة التكلم (الآن)

- 1- I am speaking at this moment .
- 2- He is writing now .
- 3- She is reading now .
- 4- They are playing are this moment .

***** Formation :-**

I	+	am	+	verb	+	ing
He	+	is	+	verb	+	ing
She	+	is	+	verb	+	ing
It	+	is	+	verb	+	ing
We	+	are	+	verb	+	ing
You	+	are	+	verb	+	ing
They	+	are	+	verb	+	ing

***** يتكون زمن المضارع المستمر من :-**

(am / is / are + verb + ing) على حسب الفاعل .

***** Some words which come with present continuous tense :-**

***** بعض الكلمات التي تستخدم مع زمن المضارع المستمر :-**

now	الآن
at this moment	في هذه اللحظة
look !	أنظر !
listen !	استمع !
at present time	في الوقت الحاضر
at present	في الحاضر
still	لا يزال

***** Examples :-**

- 1- He is singing now .
- 2- She is reading the newspaper at this moment .
- 3- Look ! the teacher is coming .
- 4- Listen ! girls are singing .
- 5- It is raining now .
- 6- I am writing at this moment .

***** Note :-**

***** Verbs of senses , thinking , emotion , perception and possessing aren't used in the continuous forms .**

***** لا نستخدم زمن المضارع المستمر مع أفعال الحواس ، التفكير ، العاطفة ، الإدراك والملكية :-**

see	mean	detest	think
hear	seem	belong	posses
smell	suppose	contain	believe
notice	know	desire	forget
taste	remember	want	refuse
feel	agree	hope	forgive
like	understand	mind	own
hate	recognize	appear	realize
consist	dislike	need	matter
owe	care	recall	trust
wish	love	gather	keep

***** Present Continuous Tense (Negative)**

***** زمن المضارع المستمر (النفي)**

Negative :-

النفي

I	am	not	playing .
He	is	not	
She	is	not	
It	is	not	
We	are	not	
You	are	not	
They	are	not	

(am / is / are + not + verb + ing) نفي زمن المضارع المستمر باستخدام

1- I am writing .

I am not writing .

2- He is working .

He is not working .

3- We are playing .

We are not playing .

4- She is reading .

She is not reading .

*** Present Continuous Tense (Interrogative)

*** زمن المضارع المستمر (الاستفهام)

Interrogative :-

الاستفهام

Am	I	working ?
Is	he	
	she	
	it	
Are	we	
	you	
	they	

*** نستخدم عند الاستفهام صيغة (am / is / are + الفاعل + الفعل + ing)

1- He is working .

Is he working ?

2- We are playing .

Are we playing ?

3- She is reading .

Is she reading ?



***** We use this tense to express about :-
action in the past which was interrupted by another action .**

*** نستخدم زمن الماضي المستمر لنعبر عن :-

حدث في الماضي قطع بواسطة حدث آخر .

- 1- While I was reading , the telephone rang .
- 2- As we were coming to school , we saw an accident .

***** Formation :-**

I	+	was	+	verb	+	ing
He	+	was	+	verb	+	ing
She	+	was	+	verb	+	ing
It	+	was	+	verb	+	ing
We	+	were	+	verb	+	ing
You	+	were	+	verb	+	ing
They	+	were	+	verb	+	ing

*** يتكون زمن الماضي المستمر من :-

(was / were + verb + ing) على حسب الفاعل كما هو موضح في الجدول .

***** Some words which come with past continuous tense :-**

***** بعض الكلمات التي تستخدم مع زمن الماضي المستمر :-**

while	بينما
as	بينما
when	عندما

***** Examples :-**

- 1- As I was climbing a tree , I hurt my leg .
- 2- While she was sweeping the floor , she found her ring .
- 3- We were writing when the telephone rang
- 4- As we coming here , a policeman stop us .
- 5- When I arrived , Hany was talking on the phone .
- 6- My uncle came while I was reading a story .

***** يعبر زمن الماضي المستمر عن حدث استمر في الماضي قبل وقوع حدث آخر .**

***** ملاحظة :-**

- - الحدث الآخر عبارة عن فعل في زمن الماضي البسيط كما هو موضح في الأمثلة ..
- - يأتي بعد (when) فعل في زمن الماضي البسيط .
- - يأتي قبل (when) فعل في زمن الماضي المستمر .
- - إذا جاءت (as أو while) في وسط الجملة فلا نستخدم الفاصلة كما هو موضح في المثال السادس .

*** Past Continuous Tense (Negative)

*** زمن الماضي المستمر (النفي)

Negative :-

النفي

I	was	not	playing .
He	was	not	
She	was	not	
It	was	not	
We	were	not	
You	were	not	
They	were	not	

*** نفي زمن الماضي المستمر باستخدام (was / were + not + verb + ing)

1- I was writing .

I was not writing .

2- He was working .

He was not working .

3- We were playing .

We were not playing .

4- She was reading .

She was not reading .

*** Past Continuous Tense (Interrogative)

*** زمن الماضي المستمر (الاستفهام)

Interrogative :-

الاستفهام

Was	I	working ?
	he	
	she	
	it	
Were	we	
	you	
	they	

*** نستخدم عند الاستفهام صيغة (was / were + الفاعل + الفعل + ing)

1- He was working .
Was he working ?

2- We were playing .
Were we playing ?

3- She was reading .
Was she reading ?



***** We use this tense to express about :-**

An action completed a very short time ago / An action which began in the past and which may be continuing in the present and future .

***** نستخدم زمن المضارع التام لنعبر عن :-**

حدث تم منذ وقت قصير / حدث بدأ في الماضي وربما يستمر في الحاضر والمستقبل .

- 1- He has just arrived home .
- 2- We have lived in Khanyounis since 1990 .
- 3- He has been in Jordan for three years .

***** Formation :-**

I	+	have	+	past participle
He	+	has	+	past participle
She	+	has	+	past participle
It	+	has	+	past participle
We	+	have	+	past participle
You	+	have	+	past participle
They	+	have	+	past participle

***** يتكون زمن المضارع التام من :-**

(has / have + p.p) على حسب الفاعل .

***** Some words which come with present perfect tense :-**

***** بعض الكلمات التي تستخدم مع زمن المضارع التام :-**

since	منذ
for	لمدة
just	توا
already	بالفعل
yet	بعد
never	ابدأ (للنفي)
ever	الي الأبد (للسؤال)
lately	مؤخرا / حديثا / منذ عهد قريب
recently	حديثا

***** Examples :-**

- 1- My father has just arrived home .
- 2- He has already done his homework .
- 3- I have just received a letter from my mother .
- 4- The train hasn't arrived yet .
- 5- Has she arrived yet ?
- 6- Hasn't he come yet ?
- 7- We have never gone to Lebanon .
- 8- Have you ever been to Jordan ?
- 9- The manager has been a lot of changes recently .
- 10- He has never learned Hebrew .

***** نستخدم زمن المضارع التام مع (never) في النفي كما هو موضح في الأمثلة .**

***** نستخدم زمن المضارع التام مع (ever) في السؤال كما هو موضح في الأمثلة .**

***** نستخدم (yet) في النفي والسؤال كما هو موضح في الأمثلة .**

***** نستخدم (since) مع توقيت زمني منذ ذلك الوقت وحتى وقت الكلام كما هو موضح في الأمثلة .**

***** نستخدم (for) لفترة زمنية تمتد إلى الوقت الحاضر كما هو موضح في الأمثلة .**

*** Present perfect Tense (Negative)

*** زمن المضارع التام (النفي)

Negative :-

النفي

I	have	not	played .
He	has	not	
She	has	not	
It	has	not	
We	have	not	
You	have	not	
They	have	not	

*** نفي زمن المضارع التام باستخدام (has / have + not + p.p)

1- I have written .

I have not written .

2- He has worked .

He has not worked .

3- We have played .

We have not played .

4- She has read .

She has not read .

*** Present Perfect Tense (Interrogative)

*** زمن المضارع التام (الاستفهام)

Interrogative :-

الاستفهام

Have	I	worked ?
Has	he	
	she	
	it	
Have	we	
	you	
	they	

*** نستخدم عند الاستفهام صيغة (has / have + الفاعل + p.p)

1- He has worked .
Has he worked ?

2- We have played .
Have we played ?

3- She has read.
Has she read ?



***** We use this tense to express about :-**

An action before another action in the past . (show which of two events happened first)

***** نستخدم زمن الماضي التام لنعبر عن :-**
**** حدث قبل حدث آخر في الماضي (يعرض أي من الحدثين حدث أولاً) .**
**** حدث تام في الماضي قبل حدث آخر وهو الماضي البسيط .**

1-After he had finished work, he went home .

2- He had finished work before he went home .

***** Formation :-**

I	+	had	+	past participle
He	+	had	+	past participle
She	+	had	+	past participle
It	+	had	+	past participle
We	+	had	+	past participle
You	+	had	+	past participle
They	+	had	+	past participle

***** يتكون زمن الماضي التام من :-**

(had + p.p)

***** Some words which come with past perfect tense :-**

***** بعض الكلمات التي تستخدم مع زمن الماضي التام :-**

after	بعد
before	قبل
till	حتى
until	حتى
as soon as	بمجرد ان
by the time	في نفس الوقت

***** Examples :-**

- 1- He refused to go until he had seen all the documents .
- 2- As soon as I had eaten , I left the house .
- 3- He refused to go till he had seen all the papers .
- 4- He didn't write his report till he had read the documents .
- 5- He didn't write his report until he had read the papers .

***** نستخدم الماضي التام بعد كلمة (after)**

***** نستخدم الماضي التام قبل كلمة (before)**

***** نستخدم الماضي البسيط بعد كلمة (before)**

***** في الجملة يكون زمنين : 1- ماضي تام 2- ماضي بسيط**

***** زمن الماضي التام حدث واكتمل حدوثه قبل حدوث زمن الماضي البسيط .**

***** زمن الماضي التام يحدث أولاً ثم يليه زمن الماضي التام .**

Past perfect

past simple

ماضي تام

ماضي بسيط

Past simple

past perfect

ماضي بسيط

ماضي تام

*** Past Perfect Tense (Negative)

*** زمن الماضي التام (النفي)

Negative :-

النفي

I	had	not	played .
He	had	not	
She	had	not	
It	had	not	
We	had	not	
You	had	not	
They	had	not	

*** نفي زمن الماضي التام باستخدام (had + not + p.p)

1- I had written .

I had not written .

2- He had worked .

He had not worked .

3- We had played .

We had not played .

4- She had read .

She had not read .

*** Past Perfect Tense (Interrogative)

*** زمن الماضي التام (الاستفهام)

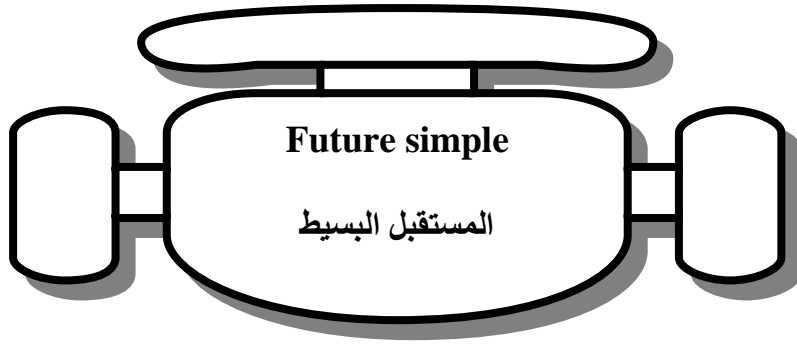
Interrogative :-

الاستفهام

Had	I	worked ?
	he	
	she	
	it	
	we	
	you	
	they	

*** نستخدم عند الاستفهام صيغة (had + الفاعل + p.p)

- 1- He had worked .
Had he worked ?
- 2- We had played .
Had we played ?
- 3- She had read.
Had she read ?



***** We use this tense to express about :-**

***** Action will happen in the future : -**

- 1- prediction
- 2- future facts
- 3- quick decision

- 4- offer
- 5- arrangements
- 6- threat

- 7- promises

***** نستخدم زمن الماضي التام لنعبر عن :-**

***** حدث سوف يحدث في المستقبل :-**

- 4- عرض
- 5- ترتيبات
- 6- تهديد
- 7- وعود

- 1- التنبؤ
- 2- حقائق مستقبلية
- 3- قرار سريع

***** Formation :-**

I	+	will	+	infinitive
He	+	will	+	infinitive
She	+	will	+	infinitive
It	+	will	+	infinitive
We	+	will	+	infinitive
You	+	will	+	infinitive
They	+	will	+	infinitive

***** يتكون زمن المستقبل البسيط من :-**

(المصدر + will)

***** Some words which come with future simple tense :-**

***** بعض الكلمات التي تستخدم مع زمن المستقبل البسيط :-**

tomorrow	غدا
next	القادم / التالي
Next week / month	الأسبوع القادم / الشهر القادم
In the future	في المستقبل
soon	قريبا
in a few days / weeks	خلال الأيام القليلة / خلال الأسابيع القليلة
tonight	هذه الليلة

***** Examples :-**

- 1- Our class will beat your class , three goals to one .
- 2- I will be 17 next year .
- 3- Maher : Would you like an orange juice or an apple juice ?
Kamal : I will have an apple juice , please .
- 4- I will cook dinner tonight .
- 5- I will see you on Saturday .
- 6- I will tell his teacher if he does it again .
- 7- We will visit our uncle next month .
- 8- They will soon speak Arabic well .
- 9- We will travel abroad tomorrow .
- 10- They will visit me in the future .
- 11- I will do it next week .

*** Future Simple Tense (Negative)

Negative :-

النفي

I	will	not	play .
He	will	not	
She	will	not	
It	will	not	
We	will	not	
You	will	not	
They	will	not	

*** نفي زمن المستقبل البسيط باستخدام (will + not + inf .)

- 1- I will write .
I will not write .
- 2- He will work .
He will not work .
- 3- We will play .
We will not play .
- 4- She will read .
She will not read .

*** يمكن أن نختصر (will) الي ('ll) في الإثبات .
*** يمكن أن نختصر (will not) الي (won't) في النفي .

*** Future Simple Tense (Interrogative)

*** زمن المستقبل البسيط (الاستفهام)

Interrogative :-

الاستفهام

Will	I	work ?
	he	
	she	
	it	
	we	
	you	
	they	

*** نستخدم عند الاستفهام صيغة (will + الفاعل + inf.)

1- He will work .
Will he work ?

2- We will play .
Will we play ?

3- She will read.
Will she read ?

**Future
Going to
(سوف)**

*** We use (going to) express about :

1- evidence

2- personal plan

3- intention

*** نستخدم (going to) للتعبير عن :

3- نية

2- خطة شخصية

1- دليل

***** Formation**

I	am	+	going to	+	infinitive
He	is	+	going to	+	infinitive
She	is	+	going to	+	infinitive
It	is	+	going to	+	infinitive
We	are	+	going to	+	infinitive
You	are	+	going to	+	infinitive
They	are	+	going to	+	infinitive

** Look at the sky . It is going to rain .

معنى الجملة السابقة :

أنظر إلى السماء . إنها سوف تمطر .

(في هذه الجملة استخدمنا going to لأن هناك دليل على المطر وهو الغيوم .)

*** للنفي / نستخدم كلمة (not) بعد (am / is / are)

*** للسؤال / نضع (am / is / are) قبل الفاعل .

Exercise (1)

***** Put the verb in brackets into the correct form :-**

- 1- I usually (gets) up at 6.30 .
.....
- 2- We (plays) football everyday .
.....
- 3- He always (go) to bed at 9.30 o'clock .
.....
- 4- Butchers (sell) meat .
.....
- 5- The boy and girls (go) to the sea every week .
.....
- 6- Cats (eat) mice .
.....
- 7- The sun (rise) in the east .
.....
- 8- I (go) to the market last week .
.....
- 9- He (finish) his homework yesterday .
.....
- 10- We (visit) our uncle two weeks ago .
.....
- 11- The boys (play) football at this moment .
.....
- 12- Listen ! The child (sing) .
.....
- 13- I (read) now .
.....
- 14- while he (sleeps) , Ali opened the door .
.....
- 15- While we (eat) , Soha (come) in .
.....
- 16- I (live) in Nablus since 1998 .
.....
- 17- it (rain) yet .
.....
- 18- After Ali (go) , my friends arrived .
.....
- 19- As soon as he (leave) home , he (see) a friend .
.....
- 20- Huda (arrive) to Egypt next week .
.....

- 21- She (read) the story tomorrow .
.....
- 22- What you (read) now .
.....
- 23- We (visit) the museum next month .
.....
- 24- He (leaves) in a few days .
.....
- 25- I (buy) a car last week .
.....
- 26- He (buy) a car next month .
.....
- 27- I (sing) at this moment .
.....
- 28- They (watch) the television yesterday .
.....
- 29- While I (swim) , someone (steal) my car .
.....
- 30- She (cleans) the classroom now .
.....
- 31- Ali (visit) me yesterday .
.....
- 32- While we (play) , my father came .
.....
- 33- I (travel) to Cairo next year .
.....
- 34- He (played) tennis every month .
.....
- 35- I (meet) my friend two years ago .
.....
- 36- it (rain) in winter .
.....
- 37- Students (come) to school everyday .
.....
- 38- I (write) my letter yesterday .
.....
- 39- While I (read) , my friend (come) .
.....
- 40- The girls (sing) at this moment .
.....

Exercise (2)

***** Put the following (Negative and Interrogative)**

1- He plays football .

.....
.....

2- I drink tea .

.....
.....

3- Hany likes coffee .

.....
.....

4- I speak Arabic .

.....
.....

5- He speaks Arabic .

.....
.....

6- He is reading .

.....
.....

7- She is working .

.....
.....

8- We are playing .

.....
.....

9- I will go .

.....
.....

10- He will sing .

.....
.....

11- She will read .

.....
.....

12- I played football .

.....
.....

13- We worked hard .

14- Ali drank coffee .

15- Ali wrote a letter .

16- I was playing .

17- They were playing .

18- I have played football .

19- He has worked hard .

20- I had worked hard .

21- They had played football .

22- He has cleaned the car .

23- He played tennis .

24- She traveled abroad .

25- He had written his letter .

Transitive and Intransitive verbs	
الأفعال المتعدية والملازمة	

(1) Transitive Verbs : -

الأفعال المتعدية

***** Verbs followed by an object .**

الأفعال التي يتبعها مفعول به

Subject فاعل	Verb فعل	object مفعول به
He	opened	the door .
Ali	found	the key .
She	likes	tea .

*** الفعل الذي يأخذ مفعول به يسمى بالفعل المتعدي : -
 (open / find / like) عبارة عن أفعال متعدية لأنه يأتي بعدها مفعول به .
 *** يرمز للفعل المتعدي في القاموس بحرف (T) .

(2) Intransitive Verbs : -

الأفعال الملازمة

***** Verbs never take an object .**

الأفعال التي لا تأخذ مفعول به

Subject فاعل	Verb فعل
The bus	arrived .
She	smiled .

*** الفعل الذي لا يأخذ مفعول به يسمى بالفعل اللازم : -
 (arrive / smile) عبارة عن أفعال لازمة لأنه لا يأتي بعدها مفعول به .
 *** يرمز للفعل المتعدي في القاموس بحرف (I) .

***** Transitive and Intransitive Verbs :** هناك أفعال يمكن أن تكون متعدية ويمكن أن تكون لازمة

1- I can't see you . (T)

2- I can't see . (I)

Adjectives

الصفات

*** Adjective : - is a word which describes a noun and come before it .

*** الصفة :- عبارة عن كلمة تصف لنا الاسم وتأتي قبله :-

Adjective	الصفة	Noun	الاسم
new	جديد	car	سيارة
short	قصير	boy	ولد
expensive	غالي الثمن	house	منزل
tall	طويل	man	رجل
old	قديم	building	مبنى
long	طويل	street	شارع
good	جيد	boy	ولد

*** ملاحظة :-

1- بإمكاننا أن نصف الاسم بصفة واحدة كما هو موضح في الجدول السابق فنقول :-

**a new car . **a short boy . ** a tall man . ** a long street .
سيارة جديدة ولد قصير رجل طويل شارع طويل

2- بإمكاننا أن نصف الاسم بأكثر من صفة :-

** an old dirty house . ** a new beautiful car .
منزل قديم متسخ سيارة جديدة جميلة

3- إذا كان في الجملة فعل يكون (verb to be) فمن الممكن أن تأتي الصفة بعده :-

*** He is tall . ** She is slim . ** We are tall .
هو طويل هي نحيفة نحن طوال القامة

*** Comparison of Adjectives :-

مقارنة الصفات

*** Kinds of adjectives :-

- 1- Short Adjectives .
- 2- Long Adjectives .
- 3- Irregular Adjectives .

*** أنواع الصفات :-

- 1- الصفات القصيرة : - تتكون من مقطع واحد .
- 2- الصفات الطويلة :- تتكون من أكثر من مقطع .
- 3- الصفات الشاذة :- لا توجد لها قاعدة .

1- Short Adjectives

Adjective الصفة	Comparative المقارنة بين شخصين أو شيئين	Superlative المقارنة العليا (التفضيل)
long طويل	longer than أطول من	the longest الأطول
short قصير	shorter than أقصر من	the shortest الأقصر
large واسع	larger than أوسع من	the largest الأوسع
clever ذكي	cleverer than أذكى من	the cleverest الأذكى
hot ساخن	hotter than أسخن من	the hottest الأسخن
big كبير	bigger than أكبر من	the biggest الأكبر
happy سعيد	happier than أسعد من	the happiest الأسعد
heavy ثقيل	heavier than أثقل من	the heaviest الأثقل

ملاحظة

1- إذا أردنا مقارنة الصفة القصيرة بين شخصين أو شيئين نضيف إلى نهاية الصفة (er)
ثم نضع كلمة (than)

2- إذا أردنا مقارنة الصفة القصيرة بين أكثر من شخصين أو شيئين نضع قبل الصفة (the)
ثم نضيف إلى نهاية الصفة (est)

3- إذا انتهت الصفة القصيرة بحرف ساكن وجاء قبلها حرف متحرك فيجب أن نضاعف
الحرف الأخير ثم نتبع القاعدة السابقة عند المقارنة . لاحظ كلمة (hot / big) في
الجدول السابق .

4- إذا انتهت الصفة القصيرة بحرف (y) فان هذا الحرف يحول إلى (i) ثم نتبع القاعدة
السابقة عند المقارنة . لاحظ كلمة (happy / heavy) في الجدول السابق .

5- إذا انتهت الصفة القصيرة بحرف (e) فاننا نضيف لنهايتها (r) عند المقارنة بين
شخصين أو شيئين ونضيف (st) عند المقارنة بين أكثر من شخصين أو شيئين . لاحظ
كلمة (large) في الجدول السابق .

6- إذا انتهت الصفة القصيرة بحرف (er) فاننا نضيف لنهايتها (er) عند المقارنة بين
شخصين أو شيئين ونضيف (est) عند المقارنة بين أكثر من شخصين أو شيئين .
لاحظ كلمة (clever) في الجدول السابق .

**** هناك مقارنة بسيطة وأداتها :

(as + adjective + as)

1- Ali is as tall as Amjad .

**** في حالة النفي :

(not as + adjective + as)

1- I am not as tall as my brother .

2- Long Adjectives

Adjective الصفة	Comparative المقارنة بين شخصين أو شيئين	Superlative المقارنة العليا (التفضيل)
dangerous خطير	more dangerous than أكثر خطورة من	the most dangerous الأكثر خطورة
wonderful رائع	more wonderful than أكثر روعة من	the most wonderful الأكثر روعة
exciting مثير	more exciting than أكثر إثارة من	the most exciting الأكثر إثارة
beautiful جميل	more beautiful than أكثر جمالا من	the most beautiful الأكثر جمالا

- 1- إذا أردنا مقارنة الصفة الطويلة بين شخصين أو شيئين نضع قبل الصفة (more) ثم نضع الصفة ثم نضع كلمة (than)
- 2- إذا أردنا مقارنة الصفة الطويلة بين أكثر من شخصين أو شيئين نضع قبل الصفة (the most)

1- Irregular Adjectives

Adjective الصفة	Comparative المقارنة بين شخصين أو شيئين	Superlative المقارنة العليا (التفضيل)
good	better	best
bad	worse	worst
ill	worse	worst
many	more	most
much	more	most
little	less	least
far	farther / further	farthest / furthest

*** الصفات السابقة عبارة عن صفات شاذة لا توجد لها قاعدة فيجب حفظها .



*** Adverb :- is a word which describes a verb .

الحال هو عبارة عن كلمة تصف الفعل . (سوف يتم شرحها بالتفصيل)

1- Ahmed speaks fluently . يتكلم أحمد بطلاقة .

2- Hany drives quickly . يقود هاني بسرعة .

3- The boy wrote slowly . كتب الولد ببطء .

*** Kinds of Adverbs أنواع الأحوال

1- Adverbs of manner :-

1- ظروف الطريقة أو الحال

*** The boy ran quickly . (verb + adverb) *** جرى الولد بسرعة

*** My brother is very clever (adverb + adjective) *** أخي ذكي جدا

*** ظروف الحال على سبيل المثال :- بسرعة fast ببطء hard quickly بجد slowly .

2- Adverbs of place :-

2- ظروف المكان

*** They work abroad. They live in Jordan . هم يعملون بالخارج . هم يعيشون في الأردن

*** ظروف المكان على سبيل المثال :- بالقرب near هناك there هنا her أسفل down .

3- Adverbs of time :-

3- ظروف الزمن

*** My father gets up early . أبى يستيقظ مبكرا

*** ظروف الزمن على سبيل المثال :- مبكرا early اليوم today الآن now .

4- Adverbs of frequency :-

4- ظروف التكرار أو العدد

*** I go to the sea twice a month. أنا أذهب إلى البحر مرتين في الشهر

*** ظروف التكرار والعدد على سبيل المثال :- مرة once دائما always أحيانا sometimes أبدا never .

5- Adverbs of degree :-

5- ظروف الدرجة أو الكمية

*** He is extremely nice . هو جميل للغاية

(*) Adverbs of degree can modify adjective , adverb or verb .

*** ظروف الدرجة أو الكمية توضح الصفة ، الظرف أو الفعل .

1- Adjective (الصفة):- It's quite good.

2- Adverb (الظرف):- He ran quite quickly .

3- Verb (الفعل):- I quite like it .

*** ظروف الدرجة أو الكمية على سبيل المثال :- جدا very للغاية extremely بالضبط exactly

. quite تماما little قليلا enough كاف

6- Interrogative adverbs :-

6- الظروف الاستفهامية

*** Where are they going ? إلى أين هم ذاهبون ؟

*** الظروف الاستفهامية على سبيل المثال :- لماذا why أين where كيف how متى when ؟

7- Relative adverbs :-

7- ظروف الوصل أو الربط

*** This is the place where I put my book in it . هذا هو المكان الذي وضعت فيه كتابي .

*** ظروف الوصل أو الربط على سبيل المثال :- لماذا why أين where كيف how متى when ؟

The formation of Adverbs from Adjective

تكوين الأحوال (الظروف) من الصفات

*** Many adverbs , especially adverbs of manner are formed by adding (ly) to an adjective :-

العديد من الظروف وخصوصا ظروف الحال يتم تكوينها بإضافة (ly) إلى نهاية الصفة :-
سريع quick بسرعة quickly بطء slow ببطء slowly

ملاحظة

- 1- إذا انتهت الصفة بحرف (l) نضيف له (ly) : beautiful / beautifully
- 2- إذا انتهت الصفة بـ (e) نحذف (e) ثم نضيف (y) : horrible / horribly
- 3- إذا انتهت الصفة بـ (y) نحذف (y) ثم نضيف (ily) : funny / funnily
- 4- إذا انتهت الصفة بـ (e) نضيف (ly) : sincere / sincerely ما عدا الصفات التي تنتهي بأحد المقطعين -ible / -able نحذف (e) ثم نضيف (y) : capable / capably
- 5- بعض الظروف لا تتشكل من الصفات : her / however / often / perhaps / there
- 6- هناك بعض الكلمات نستخدمها كظروف وكصفات أيضا : low / high / far / near / early / hard / late / fast / much

Comparison of Adverbs

مقارنة الظروف

1- الظرف الذي يتكون من مقطع واحد نضيف لها (er) عند المقارنة بين شخصين أو شيئين ونضيف لها (est) عند المقارنة بين أكثر من شخصين أو شيئين .

hard / harder / hardest early / earlier / earliest

2- الظرف الذي يتكون من أكثر من مقطع نضع قبل الصفة (more) عند المقارنة بين شخصين أو شيئين ونضع قبلها (the most) عند المقارنة بين أكثر من شخصين أو شيئين .

quickly / more quickly / the most quickly

3- الظروف الشاذة :

well / better / best

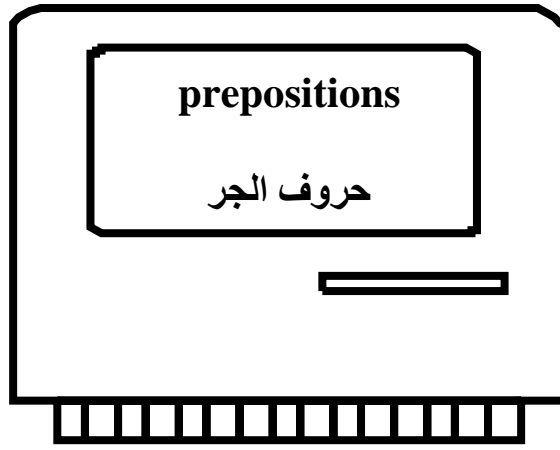
badly / worse / worst

much / more / most

many / more / most

little / less / least

far / farther – further / furthest – furthest



*** حرف الجر هو عبارة عن كلمة تأتي مع الاسم أو الضمير لتوضح مدي علاقته بكلمة أخرى .
*** حرف الجر يربط الأسماء والضمائر والعبارات بكلمات أخرى في الجملة .

1- The doctor will arrive in a few minutes .

2- Huda spoke to me .

3- The book is on the table .

*** حروف الجر الدالة على المكان مثل :-

أدنى beneath / فوق above / بين between / تحت under / في in
عند at / أسفل below / أعلى over / وسط among

*** حروف الجر الدالة على الزمان مثل :-

حتى until / خلال during / قبل before / بعد after

*** حروف الجر الدالة على هدف مثل :-

لـ to / لـ for

*** توجد حروف جر كثيرة مثل :-

with – without – within – under – underneath – until – up
upon – about – above – after – across – beneath – against
among – along – at – around – below – behind – before
towards – till – over – outside – since – through
throughout – to – for – from – in – out – on – onto – off
of – like – near – inside – into – beside – between – during
beyond – by – down – next to – on the right – on the left
on top of – opposite

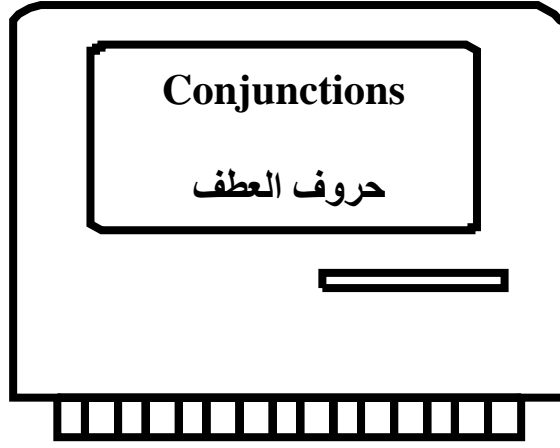
1- The cat is beside the table .

2- Ali left before his friend .

3- She arrive for work .

4- The cat under the table .

5- She spoke during the meal .



حرف العطف هو عبارة عن كلمة تربط بها كلمتين أو جملتين أو أشباه الجمل بعضها ببعض .

1- Ali and his brother visited me yesterday .

2- Your car is quite little , but mine isn't .

*** هناك العديد من حروف العطف ومن أهمها :-

and – but – so – or

*** هناك حروف عطف تستخدم معا :-

Either or

Neither nor

Both and

Not only but also

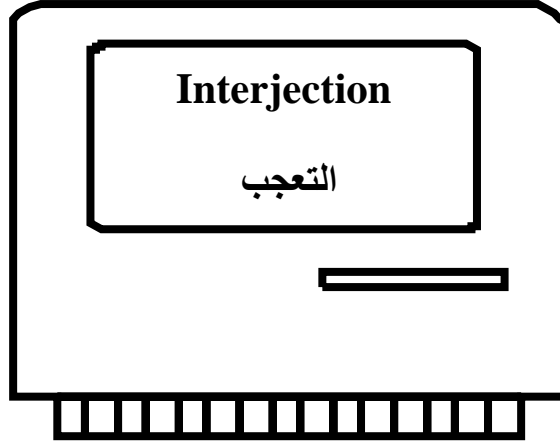
1- Soha and her friend are in the garden .

2- Soha succeeded but her friend failed .

3- Dogs like meat , so do the cat .

4- I must write this letter or that .

5- Either Ali or Ahmed stole the money .



*** التعجب عبارة عن صوت أو تعبير نستخدمه للتعبير عن شعور مفاجئ أو عاطفة حادة :-
*** هناك العديد من كلمات التعجب :-

Alas ! / O ! / Hey ! / Oh ! / Ah ! / Bravo !

Good ! / Shame ! / Bad luck ! / Silence !

Well done ! / Good Lord ! / Good heavens ! / Ouch !

1- **Good heavens ! I have never met such a man .**

2- **Alas ! my friend died .**

*** هناك جمل تعجبية :-

1- **جمل تبدأ بـ (How / What)**

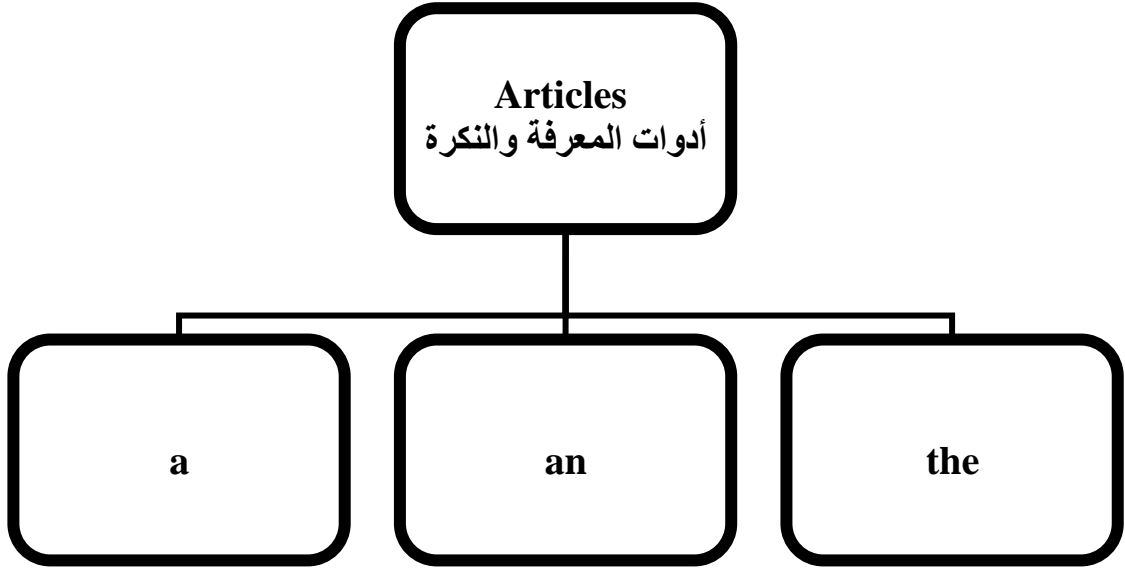
2- **جمل تبدأ بـ (Here / There)**

1- **How cold his day is !**

2- **There she is !**

3- **What a good day we have !**

4- **Here we are !**



***** Indefinite Articles (a / an)**

أدوات النكرة

***** Definite Article (the)**

أداة المعرفة

*** نستخدم أداة النكرة (a) :-

1- قبل الاسم النكرة المفرد المعدود الذي يبدأ بصوت حرف ساكن . والحروف الساكنة هي جميع أحرف اللغة الانجليزية ما عدا الحروف المتحركة (حروف العلة) وهي (a / e / i / o / u) :-

a book / a boy / a car / a cat / a teacher / a woman / a dog / a week /
a headache / a doctor / a kilo / a hundred / a thousand / a million / a dozen

*** نستخدم أداة النكرة (an) :-

1- قبل الاسم النكرة المفرد المعدود الذي يبدأ بصوت حرف متحرك (حرف علة) والحروف المتحركة في اللغة الانجليزية هي (a / e / i / o / u) :-

an engineer / an hour / an idea / an Italian / an orange / an eye / an axe
an umbrella / an apple / an egg / an accident

*** نستخدم أدوات النكرة قبل الصفة ان جاءت قبل الاسم :

a new car / a n old man / a beautiful girl / an unpleasant film

*** نستخدم أداة النكرة (a) قبل الاسم عند ذكره لأول مرة وبعد ذلك نستخدم أداة المعرفة (the) :

(*) I bought a book . The book was interesting

*** إذا بدأت الكلمة بحرف متحرك ولكن بصوت ساكن : a university

*** لا نستخدم أدوات النكرة (a / an) :

(*) قبل الجمع ، قبل الاسم المجرد / المعنوي ، قبل الوجبات وقبل الاسم المفرد الذي لا يعد وقبل الجسسيات :-

dogs / cats / children / women / men / teachers / doctors / students

hunger / fear / happiness / anger / breakfast / lunch / dinner

tea / coffee / rice / milk / wood / Palestinian / French / Egyptian

*** نستخدم أداة المعرفة (the) :-

1- قبل الاسم المعرفة الذي أصبح معرف لأنه ذكر للمرة الثانية :

(*) I bought a car . the car was beautiful .

2- قبل الاختراعات والاكتشافات وأجزاء الجسم البشري : -

the telephone / the internet / the radio / the lungs / the heart / the head

ولكن نستثنى من الاختراعات التلفاز (television)

3- قبل أجزاء الزمن واليوم : -

the past / the future / in the morning / in the afternoon / in the evening

4- قبل الاسم الذي يوجد كشيء واحد :-

The sun / the earth / the moon / the world / Jerusalem is the capital of Palestine .

5- قبل أسماء البحار والأنهار والجبال والسفن والكتب المقدسة : -

the Red Sea / the Nile / the Himalayas

6- مع المناطق الجغرافية : the Middle East / the East / the West / the North / the South

*** لا نستخدم أداة المعرفة (the) :-

1- قبل أسماء العلم وأسماء الدول و أسماء المدن والجنسيات وأسماء الشوارع وأسماء القارات :-

Ahmed / Ali / Huda / Jack / Bill / Palestine / Egypt / Gaza / Palestinian / Egyptian

Alexandria / Jamal Naser Street / Al – Bahar Street / Asia / Africa / Europe

ويستثنى من الدول :- The Sudan / The United States of America

2- قبل أسماء الوجبات :-

breakfast / lunch / dinner

3- قبل الأسماء المجردة / المعنوية :-

happiness / death / fear / truth / democracy / love / beauty / sadness

4- قبل الجمع :-

cars / books / scientists / teachers / trees / beans

5- قبل اللغات و المواد الدراسية : -

Arabic / English / Hebrew / technology / mathematics

6- قبل الرياضة والأنشطة :-

Football / basketball / running / judo / smoking

7- قبل الأسماء الغير معدودة :-

Tea / milk / rice / oil / coffee

8- قبل كلمة (man) بمعنى الإنسان عموماً .



السؤال المذيل هو عبارة عن سؤال قصير يستخدم في اللغة الانجليزية المتحدثة ويضاف الي نهاية الجملة . المتحدثين يستخدمون هذا النوع من الأسئلة للتأكد من صحة المعلومات أو للحصول على موافقة .

التكوين Formation

1- Affirmative Sentence سؤال منفي + Negative Tag جملة مثبتة

2- Negative Sentence سؤال مثبت + Affirmative Sentence جملة منفية

*** إذا كانت الجملة منفية يكون السؤال مثبتا .

*** إذا كانت الجملة مثبتة يكون السؤال منفيا .

*** Note the following لاحظ الأتي

(1)

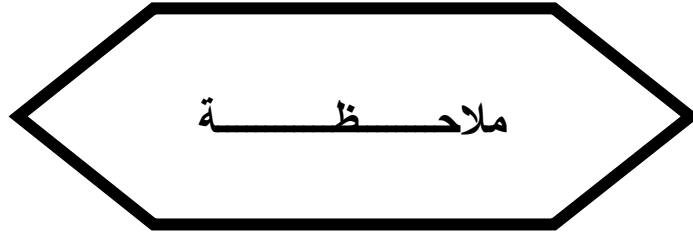
Affirmative Sentence	Negative Tag	Answer expected
You like coffee ,	don't you ?	Yes , I do .
Soha is her ,	isn't she ?	Yes , she is .

(2)

Negative Sentence	Affirmative Tag	Answer expected
You don't like coffee ,	do you ?	No , I don't .
Soha isn't her ,	is she ?	No, she isn't .

***** Note the following لاحظ الأتي**

- 1- He is a teacher , isn't he ?
- 2- He isn't a teacher , is he ?
- 3- We are students , aren't we ?
- 4- We aren't students , are we ?
- 5- You don't like coffee , do you ?
- 6- He plays football , doesn't he ?
- 7- We play football , don't you ?
- 8- They played football , didn't they ?
- 9- You have been in Jordan , haven't you ?
- 10- She will help us later , won't she ?
- 11- I am right , aren't I ?
- 12- Don't make any noise , will you ?
- 13- Let's sit in the garden , shall we ?
- 14- This is your book , isn't it ?
- 15- that is your bag , isn't it ?
- 16- These are yours , aren't they ?
- 17- Those are yours , aren't they ?
- 18- There aren't any problems , are they ?
- 19- Everything is wrong today , isn't it ?
- 20- Everyone played well , didn't they ?



***** الجمل التي تحتوى على كلمات مثل :**

**No / none / no one / seldom / hardly
Scarcely / nothing / nobody / neither / never**

تعامل كأنها جمل منفية ويتبعها Tag مثبت :-

- 1- Nothing was said , Was it ?
- 2- Ali hardly ever goes to coffee shop , Does he ?

Exercise :-

*** Add question tag to the following :-

- 1- She is a nurse ,
- 2- She isn't a dentist ,
- 3- You have been invited ,
- 4- You didn't forget your books ,
- 5- She is never late to the class ,
- 6- He is a doctor ,
- 7- He isn't a teacher ,
- 8- He is an engineer ,
- 9- We are teachers ,
- 10- We aren't teachers ,
- 11- They won't be her ,
- 12- I am invited ,
- 13- He can come with us ,
- 14- She can't come with us ,
- 15- He writes the lesson ,
- 16- He wrote the lesson ,

- 17- We write the lesson ,
- 18- Nobody cheated in the exam ,
- 19- He will buy a car ,
- 20- She won't buy a book ,
- 21- Don't play in the street ,
- 22- I am happy ,
- 23- Let's sit in the park ,
- 24- Everyone attended the lecture ,
- 25- There isn't a test next week ,
- 26- He was student last month ,
- 27- She is a dentist ,
- 28- We were students last year ,
- 29- We are doctors ,
- 30- She have worked hard ,
- 31- You are English ,
- 32- She doesn't speak English ,
- 33- You like swimming ,
- 34- You have heard about it ,

- 35- You have been to Jordan ,**
- 36- You haven't been to Jordan ,**
- 37- It is famous all over the world ,**
- 38- She speaks Arabic ,**
- 39- She spoke Arabic ,**
- 40- We speak Arabic ,**

Making Questions

تكوين الأسئلة

*** إذا أردنا أن نكون سؤال من جملة خبرية يجب أن نضع إحدى الأفعال المساعدة في البداية : -

am	were	will	can	ought to must
is	has	would	could	
are	have	shall	may	
was	had	should	might	

1- He is a teacher .

Is he a teacher ?

2- They are students .

Are they students ?

3- She is a nurse .

Is she a nurse ?

4- I will go to the coffee shop .

Will you go to the coffee shop ?

5- They can visit us .

Can they visit us ?

*** إذا لم يكن في الجملة الخبرية فعل من الأفعال الموجودة في الجدول السابق فيجب أن نستخدم :-

1- إذا كان الفعل في الزمن المضارع مضافا له (s) فيجب أن نستخدم (does) : -

1- He plays football .

Does he play football ?

2- She writes a letter .

Does she write a letter ?

3- Ali watches TV .

Does Ali watch TV ?

4- Soha reads the story .

Does Soha read the story ?

5- Amjad goes to the market .

Does Amjad go to the market ?

*** عندما نستخدم (does) في السؤال فيجب إعادة الفعل إلى أصله كما موضح في الأمثلة السابقة :-

plays – play / writes – write / watches – watch /
reads – read / goes – go

*** عندما نجيب عن الأسئلة السابقة فتكون الإجابة بـ (Yes OR No) لأنها لم تبدأ بأداة سؤال .

2- إذا كان الفعل في الزمن المضارع بدون (s) فيجب أن نستخدم (do) :-

1- They write a letter .

Do they write a letter ?

2- I play football .

Do you play football ?

3- They go to the market .

Do they go to the market ?

4- Ali and Ahmed watch TV .

Do Ali and Ahmed watch TV ?

5- They read a letter .

Do they read a letter ?

*** عندما نجيب عن الأسئلة السابقة فتكون الإجابة بـ (Yes OR No) لأنها لم تبدأ بأداة سؤال .

3- إذا كان الفعل في الزمن الماضي فيجب أن نستخدم (did) :-

1- They wrote a letter .

Did they write a letter ?

2- I played football .

Did you play football ?

3- They went to the market .

Did they go to the market ?

4- Ali and Ahmed watched TV .

Did Ali and Ahmed watch TV ?

5- They read a letter .

Did they read a letter ?

*** عندما نستخدم (did) في السؤال فيجب إعادة الفعل إلى أصله (التصريف الأول) كما موضح في الأمثلة السابقة :-

wrote – write / played – play / went – go / watched – watch

*** عندما نجيب عن الأسئلة السابقة فتكون الإجابة بـ (Yes OR No) لأنها لم تبدأ بأداة سؤال .
 *** هناك أدوات للسؤال نستخدمها إذا كان السؤال يتطلب معلومات فلذلك يجب أن نبدأ بإحدى هذه الأدوات :-

Who	من (للسؤال عن فاعل عاقل)
Whom	من (للسؤال عن مفعول به غير عاقل)
Whose	لمن (للسؤال عن الملكية)
Which	أي (للتمييز بين شخصين أو شيئين أو أكثر)
What	ما / ماذا (للسؤال عن شيء)
When	متى (للسؤال عن الزمان)
Where	أين (للسؤال عن المكان)
Why	لماذا (للسؤال عن السبب أو الغرض)
How	كيف (للسؤال عن الحالة أو الكيفية)
How many	كم عدد (للسؤال عن العدد)
How much	كم ثمن (للسؤال عن الثمن)
How much	كم كمية (للسؤال عن الكمية)
How old	كم عمر (للسؤال عن العمر)
How long	كم طول (للسؤال عن الأطول)
How far	كم بعد (للسؤال عن المسافة)
How tall	كم طول (للسؤال عن أطوال للأشخاص)
How often	كم مرة (للسؤال عن عدد المرات)
How high	كم ارتفاع (للسؤال عن الارتفاعات)

*** تكوين السؤال من أدوات السؤال السابقة :-

- ١- نختار إحدى أدوات السابقة .
- ٢- إذا كان الفعل المساعد موجود نضعه قبل الفاعل (بعد أداة السؤال مباشرة) .
- 3- إذا لم يكن في الجملة فعل من الأفعال المساعدة فيجب أن نستخدم :-
(*) إذا كان الفعل في الزمن المضارع مضافاً له (s) فيجب أن نستخدم (does) .
(*) إذا كان الفعل في الزمن المضارع بدون (s) فيجب أن نستخدم (do) :-
(*) إذا كان الفعل في الزمن الماضي فيجب أن نستخدم (did) :-
4- نضع الفاعل بعد الفعل المساعد (ان وجد) أو بعد الأفعال المذكورة سابقاً :-
(do / does / did)
٤- نحذف الجزء الذي سئل عنه لأنه يكون جواب السؤال .

Examples

- 1- Soha is coming to the party .
Who is coming to the party ?
- 2- I met Hesham yesterday .
Whom did you meet yesterday ?
*** يجب إعادة الفعل الي أصله (التصريف الأول) لأننا استخدمنا (did)
- 3- This is Ali's car .
Whose car is this ?
- 4- I drink tea .
What do you drink ?
- 5- I want Ali's car .
Whose car do you want ?
- 6- It is half past nine .
What time is it ?
- 7- I prefer tea to milk .
Which do you prefer : tea or milk?
- 8- He came at five o'clock .
When did he come ?
*** يجب إعادة الفعل الي أصله (التصريف الأول) لأننا استخدمنا (did)
- 9- The pen is in the car .
Where is the pen ?
- 10- Ali was absent because he was ill .
Why was he absent ?

11- They go to school in order to learn .

Why do they go to school ?

12- Ali comes to school by bus .

How does Ali come to school ?

*** يجب إعادة الفعل الي أصله (التصريف الأول) لأننا استخدمنا (does)

13- There are forty students in the class .

How many students are there in the class ?

14- I like two spoons of in my tea .

How much sugar do you like in your tea ?

15- The kilo of tomatoes is one dollar .

How much is the kilo of tomatoes ?

16- Ali is twenty years old .

How old is Ali ?

17- She is four years old .

How old is she ?

18- I go to the market twice a week .

How often do you go to the market ?

19- Kanyounis is thirty kilometers from Gaza .

How far is Khanyounis from Gaza ?

20- This building is thirty meters high .

How high is this building ?

21- They played football at school .

Where did they play football ?

*** يجب إعادة الفعل الي أصله (التصريف الأول) لأننا استخدمنا (did)

23- This road is ninety meters long .

How long is this road .

24- Ali stole the car .

Who stole the car ?

25- The film describes the accident .

What describes accident ?

*** إذا كان السؤال عن الفاعل العاقل لا نستخدم فعلا مساعدا من عندنا ولكن نضع أداة

السؤال (who) ونستخدم (what) إذا كان الفاعل غير عاقل ثم نكمل الجملة كما

موضح في مثال رقم (24 / 25) .

(you) تصبح (I)

*** هناك بعض التغيير في الضمانر مثل :

(your) تصبح (my)

(you)..... تصبح (we)

Exercise

***** Form suitable questions using the question words in brackets :-**

1- He goes to cinema every month . (Where)

2- It's five o'clock . (What)

3- She arrived to airport last week . (When)

4- Ali is a meter and a half tall . (How tall)

5- They went to Gaza by car . (How)

6- Chairs is usually made of wood . (What)

7- I have twenty dollars . (How much)

8- He is writing to his brother . (Whom)

9- He put his book on the table . (Where)

10- I am thirty years old . (How old)

11- I meet Soha's father . (Whose)

12- We come at five o'clock . (When)

***** Ask questions about underlined word :-**

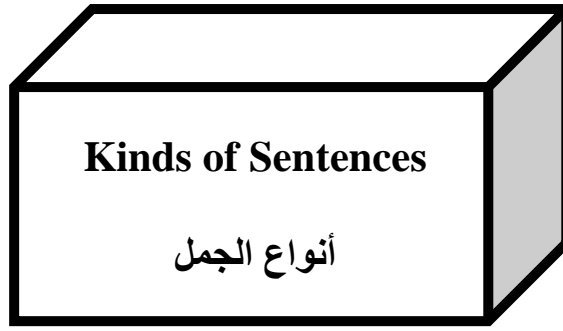
1- He is wearing a new jacket .

2- They watched television .


3- She paid a dollar for her new book .

4- Ali studies hard to get high marks .

5- They visited their uncle once a week .



*** يوجد في اللغة الانجليزية ثلاث أنواع من الجمل :-



1- Simple Sentences الجمل البسيطة

*** الجملة البسيطة هي الجملة التي تتكون من فاعل و فعل :-

*** The bus arrived .

*** الجملة البسيطة هي الجملة التي تتكون أيضاً من فاعل و فعل ومفعول به :-

1- I wrote my homework .

2- I saw three cars in the street .

*** هناك طرق عديدة لربط الجمل البسيطة مع بعضها البعض لتكون جملة بسيطة واحدة :-

1- باستخدام اسم الفاعل :-

(*) He felt happy . He began to swim .

Feeling happy , he began to swim .

2- باستخدام حرف الجر + الاسم أو حرف الجر + الفعل مضافا له (ing) :-

(*) Ali helped them . He gave them money .

Ali helped them by giving them money .

Ali helped them with money .

(*) Ali worked for many days . He didn't eat . He didn't sleep .

Ali worked for many days without eating or sleeping .

3- باستخدام المصدر (الفعل + to) :-

(*) He has a car . He wishes to sell it .

He has a car to sell .

(*) Ali went to Gaza . He visited his mother .

Ali went to Gaza to visit his mother .

4- باستخدام الصفة أو العبارة الوصفية :-

(*) Ali bought a watch . It is made of gold .

Ali bought a golden watch . (adjective)

Ali bought a watch made of gold . (adjectival phrase)

5- باستخدام الظرف أو العبارة الظرفية :-

(*) He is the best student in the school . This is certain .

Certainly he is the best student in the school .

6- باستخدام الاسم أو العبارة الاسمية في البديل :-

(*) Ahmed Ramy is here . He is the owner of the shop .

Ahmed Ramy , the owner of the shop , is here .

2- Compound Sentences الجمل المركبة

*** هي عبارة عن جملة تتركب من جملتين بسيطتين أو أكثر مرتببتان ببعضهما البعض بحرف عطف ولكل منهما معنى منفصل .
*** يمكن أن نربط الجمل البسيطة معا لتكون جمل مركبة باستخدام :-

1- (and)

- (1) Ali finished his work . He went to the cinema .
Ali finished his work and went to the cinema .
- (2) Soha did her work . Huda helped her .
Soha did her work and Huda helped her .

2- (but)

- (1) I ran to the station . I missed the bus .
I ran to the station but missed the bus .
- (2) I saw him yesterday . He did not agree me .
I saw him yesterday but he did not agree me .

3- (or)

- (1) We can watch television . We can play tennis .
We can watch television or we play tennis .

*** عند الربط بـ (and / but / or) : إذا كان الفاعل في جزئي الجملة المركبة واحد فليس من الضروري تكراره أو تكرار الأفعال الناقصة كما موضح في المثال رقم (1) . أما إذا اختلف فيجب ذكره كما موضح في مثال رقم (2) .

4- (both and)

- (1) He studies Arabic . I study Arabic .
Both he and I study Arabic .
- (2) He teaches English . He teaches French .

He teaches both English and French .

5- (either or)

(1) He plays tennis . He plays football .

He plays either tennis or football .

(2) You must tell him . I must tell him .

Either you or I must tell him .

6- (neither nor)

(1) He doesn't speak English . I don't speak English .

Neither he nor I speak English .

(2) Ali doesn't speak English . He doesn't speak French .

He speaks neither English nor French .

(3) He can't swim . He can't play football .

He can neither swim nor play football .

*** (neither nor) تربط :-

1- فاعلين (كما في المثال الأول)

2- مفعولين (كما في المثال الثاني)

3- فعلين (كما في المثال الثالث)

7- (not only but as well) (not only but also)

(1) You must wash up the dishes . You must sweep the floor .

***You must not only wash up the dishes but sweep the floor as well .

***You must not only wash up the dishes but also sweep the floor .

3- Complex Sentences الجمل المعقدة

*** تتكون الجملة المعقدة من عبارة رئيسية وعبارة ثانوية (شبه جملة ثانوي) :-

*** The car is mine . You saw it .

The car which you saw is mine .

*** الجمل الثانوية ثلاث أنواع :-

1- شبه الجملة الاسمية .

2- شبه الجملة الوصفية .

3- شبه الجملة الظرفية .

1- Noun Clauses أشباه الجمل الاسمية

*** أشباه الجمل الاسمية تقوم مقام الأسماء .

*** شبه الجملة الاسمية يمكن أن يكون :-

1 فاعلا :- Who makes no mistakes makes nothing .

Climbing high mountains is a dangerous sport .

2 مفعولا به :-

Soha said that she is pleased to visit you .

3 مفعولا به بعد حرف الجر :-

Ali surprised at what she said .

4- تكملة لفعل :-

It seems that he is not ready to go now .

*** تبدأ أشباه الجمل الاسمية بـ that أو بصفة أو بظرف أو بضمير استفهام كما

موضح في رقم 2 / 4 .

*** من الممكن حذف كلمة that .

2- Adjectival Clauses أشباه الجمل الوصفية

*** أشباه الجمل الوصفية تأتي بعد الاسم لتصفه :-

*** This is the car that my brother bought .

*** أشباه الجمل الوصفية تبدأ عادة بضمائر الوصل :-

who / whom / which / whose / that

*** أشباه الجمل تنقسم إلى نوعين :-

١ شبه جملة ضروري في الجمل لو حذفته لم يبقى للجملة معنى واضح

(أشباه جمل حصرية) :-

The story which you lent me was interesting .

٢ شبه جملة لو حذفته يبقى لباقي الجمل معانيها التامة

(أشباه جمل غير حصرية) :-

The car – which I am going to buy – is not black .

*** أشباه الجمل الوصفية يمكن أن تبدأ :-

but / where / why / when

I know the reason why he got so kind .

3- Adverbial Clauses أشباه الجمل الظرفية

*** أشباه الجمل الظرفية تقوم مقام الظروف .

*** تنقسم الجمل الظرفية إلى :-

1- الزمان : تدل على زمن حدوث الفعل . وتبدأ بـ :-

**when / while / as / until / till / since / before / after / as soon as /
no sooner than / scarcely ... when / hardly when**

**He made trouble . His father was absent .
He made trouble when his father was absent .**

**I was sleeping . The telephone rang .
While I was sleeping , the telephone rang .**

**Ali went to bed . He had arrived home .
Ali went to bed as soon as he had arrived home .**

**Soha had arrived at the station . She returned home .
She had hardly arrived at the station when she returned home .**

عندما تبدأ الجملة بـ (No sooner / Hardly / Scarcely) نقلب الفعل بوضع الفعل
المساعد قبل الفاعل .

Hardly had she arrived at the station when she returned home .

2- المكان : تدل على موقع حدوث الفعل . وتبدأ بـ :-

where / everywhere / wherever

Ali goes wherever I go .

٣- الهدف : تحدد الغرض وتبدأ بـ :-

in order that / that / so that

He works hard . He wants to pass his exams .

He works hard so that he may pass his exams .

He ran to the station . He wanted to catch the train .

He ran to the station so that he might catch the train .

٤- الحال : تدل على الطريقة التي يحدث بها الفعل وتبدأ بـ :-

as / as if / as though

Ali spends the money as he likes .

5- النتيجة : وتبدأ بـ :-

so that / such that

He is very clever boy . He can answer any question .

He is such a clever boy that he can answer any question .

6- السبب : وتبدأ بـ :-

because / as / since

He missed the train . He didn't hurry .

He missed the train because he didn't hurry .

7- التناقض / التضاد : تبدأ بـ :-

however / though / although / whatever / even if

he ran fast . He failed to win the race .

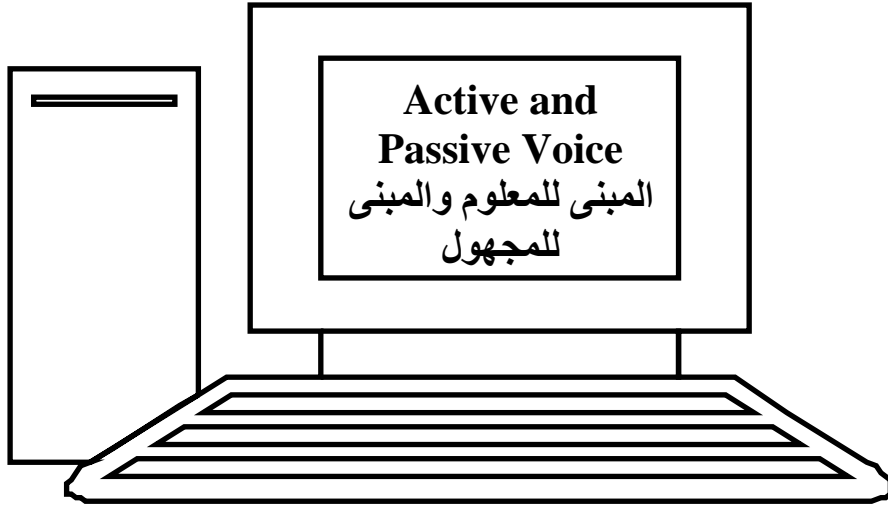
Although he ran fast , he failed to win the race .

Though he ran fast , he failed to win the race .

8- الشرط : ويبدأ بـ :-

If / unless / supposing / whether

He will swim in the sea if he goes to Alexandria .



*** تحويل الفعل من المبنى للمعلوم إلى المبنى للمجهول :-

- 1- باستخدام فعل (to be) على حسب زمن الفعل الموجود في الجملة + التصريف الثالث .
- 2- الجملة الذي يكون فاعلها معلوم تسمى بالمبنى للمعلوم فعند التحويل إلى صيغة المبنى للمجهول يجب أن نحدد أولا زمن الفعل ثم نحدد الفاعل والفعل والمفعول به ثم نضع المفعول به في بداية الجملة ثم نتبع هذه القواعد على حسب زمن الجملة :-
- 3- يمكن أن نحذف (by) إذا كان الفاعل لا يضيف شيئا جديدا للمعنى .

1- Present Simple Passive : (is / are + p.p) :-

- | | |
|--------------------------------------|-------------|
| *** He writes the lesson . | (active) |
| The lesson is written (by him) . | (passive) |
| *** She writes the lessons . | (active) |
| The lessons are written (by her) . | (passive) |

2- Past Simple Passive : (was / were + p.p) :-

- | | |
|--|-------------|
| *** She wrote the lesson . | (active) |
| The lesson was written (by her) . | (passive) |
| *** She wrote some letters . | (active) |
| Some letters were written (by her) . | (passive) |

3- Present Continuous Passive : (is / are + being + p.p) :-

- | | |
|-------------------------------------|-------------|
| *** She is writing a letter . | (active) |
| A letter is being written . | (passive) |
| *** They are writing some letters . | (active) |
| Some letters are being written . | (passive) |

4- Past Continuous Passive : (was / were + being + p.p) :-

- | | |
|---------------------------------------|-------------|
| *** He was wearing a jacket . | (active) |
| A jacket was being worn. (by him) . | (passive) |
| *** She was writing some letters . | (active) |
| Some letters were being written . | (passive) |

5- Present Perfect Passive : (has / have + been + p.p) :-

- *** He has eaten an apple . (active)
An apple has been eaten (by him) . (passive)
*** I have written some letters . (active)
Some letters have been written (by me) . (passive)

6- Past Perfect Passive : (had + been + p.p) :-

- *** He had eaten an apple . (active)
An apple had been eaten . (passive)

7- Future Simple Passive : (will + be + p.p) :-

- *** He will play a match . (active)
A match will be played (by him) . (passive)

***** جميع الأفعال الناقصة تعامل مثل (will) عند التحويل :-**

- shallbe worked .
shouldbe worked .
would be worked .
canbe worked .
couldbe worked .
maybe worked .
mightbe worked .
mustbe worked .
ought tobe worked .

***** التركيبات الآتية تعامل مثل (will) :-**

- have to / has to / had tobe worked .
am going to / is going to / are going to be worked

- *** He can play football . (active)
Football can be played (by him) . (passive)
*** We must obey our teachers . (active)
Our teachers must be obeyed (by us) . (passive)
*** He has to respect the law . (active)
The law has to be respected (by him) . (passive)

***** هذا الجدول عبارة عن مثال لكل زمن سوف يوضح لك عملية التحويل بسهولة :-**

1- العمود الأول من الجدول عبارة عن الأزمنة :

***** المضارع البسيط .**

***** الماضي البسيط .**

***** المضارع المستمر .**

***** الماضي المستمر .**

***** المضارع التام .**

***** الماضي التام .**

***** المستقبل البسيط .**

2- العمود الثاني من الجدول هو المبنى للمعلوم .

3- العمود الثالث والأخير عبارة عن المبنى للمجهول .

Tense	Active	Passive
Present Simple	work – works	is – are worked
Past Simple	worked	was – were worked
Present Continuous	am / is / are working	is / are being worked
Past continuous	was / were working	was / were being worked
Present Perfect	has / have worked	has / have been worked
Past Perfect	had worked	had been worked
Future simple	will work	will be worked

***** تحويل الضمائر يكون كالآتي :-**

I	me
He	him
She	her
It	it
We	us
You	you
They	them

Exercise

***** Change into passive :-**

1- He ate an apple .

2- She eats an apple .

3- He bought two cars .

4- She writes two letters .

5- She is cleaning the room .

6- They were writing a letter .

7- They are cleaning the rooms .

8- She was writing two letters .

9- He has opened the window .

10- He had written the lesson .

11- She has cleaned the rooms .

12- They had cleaned the rooms .

13- They will buy a car .

14- He will buy a new house .

15- He will buy two cars .

16- He can buy a new house .

17- She can answer the exercise well .

18- We ought to defend our country .

19- He is going to buy a car .

20- We have to respect the law .

تحويل السؤال إلى صيغة المبني للمجهول

- ١ نحول السؤال إلى إثبات مع المحافظة على زمن الجملة .
- ٢ نحول الجملة الجديدة إلى صيغة المبني للمجهول .
- ٣ نحول الجملة المنية للمجهول إلى السؤال مرة أخرى .
- ٤ -إذا كان السؤال يتضمن كلمة استفهامية نضعها في أول السؤال .

(*) Did you bring the book ?

- 1- You brought the book .
- 2- The book was brought by you .
- 3- Was the book brought by you ?

(*) Do people speak Arabic all over the world ?

- 1- People speak Arabic all over the world .
- 2- Arabic is spoken all over the world .
- 3- Is Arabic spoken all over the world ?

(*) Who bought the car ?

- 1- The car was bought .
- 2- Was the car bought ?
- 3- By whom was the car bought ?

*** إذا بدأ السؤال بأداة الاستفهام (who) نحولها إلى (by whom) .

(*) Whom did the headmaster punish yesterday ?

- 1- The headmaster punished the boy yesterday .
- 2- The boy was punished by the headmaster yesterday .
- 3- Who was punished by the headmaster yesterday .

*** إذا بدأ السؤال بأداة الاستفهام (whom) نحولها إلى (who) .

(*) Did they finish the letter ?

- 1- They finished the letter .
- 2- The letter was finished .
- 3- Was the letter finished ?

(*) Has he mended the door ?

- 1- He has mended the door .
- 2- The door has been mended .
- 3- Has the door been mended ?

(*) Does he writes a letter ?

- 1- He writes a letter .
- 2- A letter is written .
- 3- Is a letter written ?

(*) Why has he bought a car ?

- 1- He has bought a car .
- 2- A car has been bought .
- 3- Why has a car been bought ?

Exercise

***** Change into passive :-**

1- Do people speak French all over the world ?

2- Did you bring the car ?

3- Does he play football ?

4- Who answered the question ?

5- Whom did they gave the books ?

6- Why does he buy a car ?

7- Can he solve the problem ?

تحويل الأمر إلى صيغة المبني للمجهول
*** نحول صيغة الأمر إلى صيغة المبني للمجهول باستخدام هذه الطريقة :-

التصريف الثالث + be + مفعول به + Let

- 1- Close the door .
Let the door be closed .
- 2- Open the window .
Let the window be opened .
- 3- Write the letter .
Let the letter be written .
- 4- Do your homework .
Let your homework be done .
- 5- Give this pen to Ali .
Let this pen be given to Ali .
- 6- Read the letter .
Let the letter be read .
- 7- Clean the blackboard .
Let the blackboard be cleaned .
- 8- Write this question .
Let this question be written .
- 9- Help your mother .
Let your mother be helped .
- 10- Don't waste your time .
Don't let your time be wasted . OR Let your time not to be wasted .

Exercise

*** Change into passive :-

1- Close the window .

2- Open the door .

3- Write this exercise .

4- Don't move the table .

5- Write the question .

6- Listen to the doctor .

Conditionals (If)

قواعد (If) الشرطية

1- The Zero Conditional :-

If + Present Simple Present Simple .

1- If water cools to 0C , it freezes and become ice .

2- If the water freezes , it turn into ice .

*** هذا النوع من الجمل يعبر عن شيء ما يكون صحيح أو حقيقي .
*** إذا كان فعل الشرط في زمن المضارع البسيط فيجب أن يكون جواب الشرط مضارع بسيط .

2- The First Conditional :-

If + Present Simple will + infinitive .

1- If I get up early , I will catch the bus .

2- If he lives in Palestine , he will visit Jerusalem .

3- If she has some free time , she will visit her uncle .

*** هذا النوع من الجمل يعبر عن شيء ما نسب حدوثه 50 % في المستقبل .
*** إذا كان فعل الشرط في زمن المضارع البسيط فيجب أن يكون جواب الشرط will + المصدر

3- The Second Conditional :-

If + Past Simple would + infinitive .

1- If I studied hard , I would succeed .

2- If I had a lot of money , I would buy a new house .

3- If he bought a car , he would visit me .

*** هذا النوع من الجمل يعبر عن شيء ما غير حقيقي أو خيالي في المستقبل .
*** إذا كان فعل الشرط في زمن الماضي البسيط فيجب أن يكون جواب الشرط would + المصدر

4- The third Conditional :-

If + Past Perfect would + have + p.p.

1- If I met her before , I wouldn't have forgotten her name .

2- If he had run faster , he would have won the race .

3- If I had known that you were coming , I would have met you
at the station .

*** هذا النوع من الجمل يعبر عن شيء ما غير حقيقي أو خيالي في الماضي .
*** إذا كان فعل الشرط في زمن الماضي التام فيجب أن يكون جواب الشرط
Have + would + التصريف الثالث للفعل .

Direct and Indirect Speech

الكلام المباشر والكلم غير المباشر

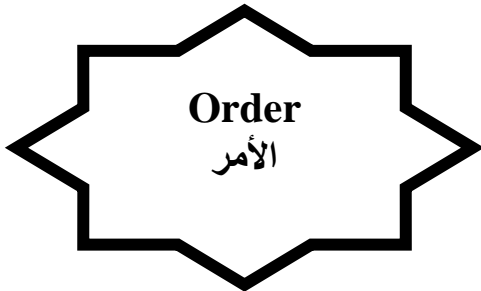
1- Direct Speech : is the speaker's actual words .

الكلام المباشر هو كلام المتحدث نفسه .

2- Indirect Speech : is the speech as its reported with some necessary changes in tenses and pronouns , etc.

الكلام غير المباشر هو الكلام المنقول (كما نقل) مع بعض التغييرات الضرورية في الأزمنة والضمائر

*** هناك عدة أنواع للكلام المباشر والكلام غير المباشر :-



Statement
الجملة الخبرية

*** عند تحويل الجملة الخبرية من الكلام المباشر إلى الكلام غير المباشر يجب أن نتبع الآتي :-

- ١ نحول (said to) إلى (told) .
- ٢ كلمة (said) تبقى كما هي .
- ٣ نحذف الأقواس وعلامات التخصيص ونضع أداة الربط (that) ويمكن الاستغناء عنها .
- ٤ نحول الضمائر حسب المتكلم والمخاطب .
- ٥ -لا يحدث أي تغيير إذا كان فعل القول في المضارع :-

*** He says , " I feel thirsty ."

He says that he feels thirsty .

٦ يجب أن نتبع الجدول الآتي عند التحويل :-

Direct	Indirect
Present Simple	Past Simple
Present Continuous	Past Continuous
Present Perfect	Past Perfect
Past Simple	Past Perfect / Past Simple
tomorrow	the next day / the following day
yesterday	the day before / the previous day
today	that day
now	then
last	the before

last week	the week before
can	could
will	would
shall	should
may	might
this	that
here	there
ago	before / previously
I	he / she
we	they
must	had to
me	his / her
my	his / her
mine	his / hers
us	them
our	their
ours	theirs

am going to	was going to
is going to	was going to
are going to	were going to
these	those

Examples

- 1- Ali says , " I finish my homework . "
Ali says (that) he finishes his homework .
- 2- Huda says , " This exam is not difficult . "
Huda says (that) this exam is not difficult .
- 3- He said , " I do my homework . "
He said (that) he did his homework .
- 4- Ali said , " I am reading a story . "
Ali said (that) he was reading a story .
- 5- He said , " I have visited my uncle . "
He said (that) he had visited his uncle .
- 6- Huda said , " I bought a new car . "
Huda said (that) she had bought a new car .
- 7- Amjad said , " I will buy a car . "
Amjad said that he would buy a car .
- 8- Ali said to Ahmed , " I am going to buy a new car . "
Ali told Ahmed that he was going to buy a new car .



*** عند تحويل السؤال من الكلام المباشر إلى الكلام غير المباشر يجب أن نتبع الآتي :-

1- هناك نوعين من الأسئلة :-

Wh- Questions

*** أسئلة تبدأ بكلمات استفهام

Yes OR No Questions

*** أسئلة يجاب عليها بنعم أو لا

2- نستخدم كلمة (asked) .

3- إذا كان السؤال يحتوى على أداة السؤال ، نستخدم الأداة نفسها كأداة ربط .

4- إذا كان السؤال لا يحتوى على أداة سؤال ، نستخدم (if) أو (whether) كأداة ربط .

5- نحول السؤال إلى جملة خبرية بتقديم الفاعل على الفعل .

6- نحول الضمائر حسب المتكلم والمخاطب .

7- يجب أن نتبع الجدول السابق الموجود في صفحة (117 – 118 – 119) .

Examples

1- Ali said to Ahmed , " Where are you going ? "

Ali asked Ahmed Where he was going .

2- " How long have you been here ? " they asked him .

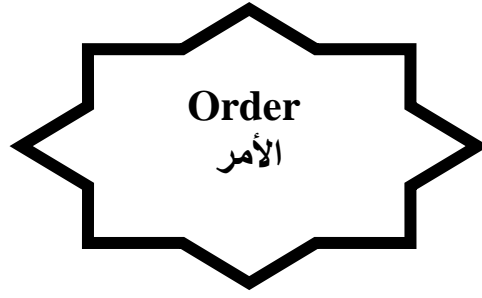
They asked him How long he had been there .

1- " Are you staying long , Hany ? " asked Ali .

Ali asked Hany if he was staying long .

2- " Are the apples ripe . "

I asked the gardener if the apples were ripe .



*** عند تحويل الأمر من الكلام المباشر إلى الكلام غير المباشر يجب أن نتبع الآتي :-
١ نستخدم (advised) للنصيحة .

٢ نستخدم (ordered) للأمر .

٣ نستخدم (begged) للرجاء والتوسل .

٤ نستخدم (told) عندما يكون الكلام موجه من شخص الشخص يساويه في المرتبة .

٥ نحذف علامات التخصيص ونستخدم (to) كأداة ربط .

٦ نضع بعد (to) فعل الأمر كما هو .

٧ نحول الضمائر حسب المتكلم والمخاطب .

٨ إذا كان الأمر منفي نستخدم (not to) .

٩ نحذف كلمة (please) من الجملة .

Examples

1- The doctor said to me , " Drink a lot of water . "
The doctor advised me to drink a lot of water .

2- Ali said to his brother , " Don't make any noise . "
Ali told his brother not to make any noise .

3- Soha said to her mother , " Please , give me some money . " (request)
Soha begged to her mother to give her some money .

4- The manager said to Ali , " Clean the car . "
The manager ordered Ali to clean the car .

*** لاحظ المثال رقم (2) نحذف كلمة (don't) من الجملة ونضع (not to) .

Exclamation

التعجب

*** عند تحويل التعجب من الكلام المباشر إلى الكلام غير المباشر يجب أن نتبع الآتي :-

1- نحذف كلمة التعجب ونضع كلمة تدل عليها :

with joy	ببهجة	with regret	بندم
with sorrow	بحزن	with sadness	بحزن
with anger	بغضب	with admiration	بإعجاب

2- نحذف الأقواس ونضع (that) .

3- نحول الضمائر و الأزمنة والتغييرات الأخرى الموجود في صفحة () .

*** Ali said , " Alas ! I will not find my car . "

Ali said with sorrow that he would not find his car .

Punctuation Marks

علامات الترقيم



1- Capital Letters (A , B , C , D , etc.)

الحروف الكبيرة

***** نستخدم الحرف الكبير :-**

1- أول حرف في الجملة .

***** This is my car . *** We go there every year .**

2- مع أسماء الأيام والأشهر والديانات واللغات والأعياد :-

Saturday / Sunday / January / February / Arabic / Islam / Christmas

3- مع أسماء الأشخاص :-

Ali / Ahmed / Soha / Jack / Susan / Bill

4- مع أسماء الأماكن و الجنسيات والمنظمات :-

Khanyounis / Gaza / Ramallah / Palestinian / Syrian / the United Nation

5- مع الألقاب وأسماء العلم :-

**President Mahmoud Abas / Al –Azhar University /
King Abdullah / Dr. Ali**

6- مع الاختصارات :-

UN / UNESCO / UNDP / USA

7- مع عناوين برامج التلفاز ، عناوين الكتب والمجلات و الصحف و الأعمال الفنية :-

English Grammar / King Oedipus / King Lear / The Times

8- مع أسماء البحار والأنهار والبحيرات والشوارع :-

**The Red Sea / The Mediterranean Sea / The Nile /
Great Lakes / Al-Bahar Street**

2- Full Stop (.)

النقطة

***** نستخدم النقطة :-**

***** في نهاية الجملة :-**

***** This is my car . *** We go there every year .**

***** بعد رموز الاختصارات :-**

U.S.A / Dr. Ali / Mr. Jack / 2nd . / Dec. Tue.

***** بين كميات النقود :-**

\$3.25 (three dollars twenty five)

***** بين البريد الالكتروني وعناوين المواقع :-**

Ibd @ eol . org

3- Question Mark (?)

علامة السؤال

***** نستخدم علامة الاستفهام :-**

***** في صيغة السؤال المباشر :-**

Did you see it ?

Are you happy ?

4- Exclamation Mark (!)

علامة التعجب

***** تأتي بعد الكلمة التعجبية أو العبارة التعجبية علامة (!) للتعبير عن الشعور المفاجئ أو الدهشة :-**

That's wonderful! / Alas! / Ouch!

5- Comma (,)

الفاصلة

***** نستخدم الفاصلة :-**

***** بين الصفات أو أي أشياء أخرى في قوائم (سرد قائمة من الأشياء) :-**

***** I bought carrot , oranges , cabbages , tomatoes , eggs and potatoes .**

***** It was a dark , wet and cold night .**

***** قبل السؤال المذيل :-**

He is a student , isn't he ?

***** قبل الكلام المباشر :-**

Ali said , " I'm tired. "

***** لفصل بين الفكرة الرئيسية والفكرة الثانوية في الجملة :-**

Although it was winter , the party was interesting.

6- Apostrophe (')

الفاصلة العليا

***** نستخدم الفاصلة العليا :-**

***** لتوضيح الأحرف الناقصة وأيضا تستخدم للملكية :-**

He's here , isn't he? / It's a beautiful girl . / We'll go to the market .

Ali's car . / Amjad's bike . / The boys' bike . / Nilsons' car

I'm / I've / he's / we're

***** عندما تكون الكلمة منتهية بـ (s) تقع بعدها :- the boys' car**

7- Colon (:)

النقطتان

***** نستخدم النقطتان :-**

***** قبل تقديم أو سرد أشياء في قائمة :-**

Part three : Thing to bring : gas , tent , pans and boot .

8- Semi-colon (;)

الفاصلة المنقوطة

*** نستخدم الفاصلة المنقوطة :-

*** لفصل أجزاء الجمل المرتبطة فكريا :-

We are going to Jerusalem ; therefore everybody is busy .

9- Hyphen (-)

الشرطة القصيرة

*** نستخدم الشرطة القصيرة :-

لربط كلمتين و لتفصل كلمة في نهاية السطر :-

It's a well - made machine .

Ali has read about the complicated history of Iraq .

10- Dash (_)

القاطعة

*** نستخدم القاطعة :-

*** لفصل أجزاء الجملة أو قبل شرح الجملة :-

The book – mine , not yours – was on the table .

You know Soha – Ali's wife – she is never on time .

11- Quotation Marks" "

علامات الاقتباس

*** نستخدم علامات الاقتباس :-

*** نحصر الكلام المباشر أو لإبراز الكلام المنطوق في النص :
Ali said , " I am tired . "
" We can swim! " he shouted .

12- Brackets (.....)

الأقواس

*** نستخدم الأقواس :-

لفصل المعلومات الإضافية من الجزء الرئيسي للجملة . توضح المعلومات المتعلقة بالمكان :-
Jack Nilson (1925 – 2000) was born in France and visit Palestine in 1998 .
(see Unit 7) / (see Lesson 8)

The Days of the Week

أيام الأسبوع

Saturday	السبت	Wednesday	الأربعاء
Sunday	الأحد	Thursday	الخميس
Monday	الاثنين	Friday	الجمعة
Tuesday	الثلاثاء		

اختصار أيام الأسبوع

*** عند الاختصار يجب أن نضع نقطة في نهاية الاختصار .

Saturday	Sat.	Wednesday	Wed.
Sunday	Sun.	Thursday	Thurs.
Monday	Mon	Friday	Fri.
Tuesday	Tue.		

The Seasons of the Year

فصول السنة

الربيع Spring	الصيف Summer	الخريف Autumn	الشتاء Winter
------------------	-----------------	------------------	------------------

The Months of the Year

أشهر السنة

January	يناير	July	يوليو
February	فبراير	August	أغسطس
March	مارس	September	سبتمبر
April	أبريل	October	أكتوبر
May	مايو	November	نوفمبر
June	يونيو	December	ديسمبر

اختصار أشهر السنة

*** عند الاختصار يجب أن نضع نقطة في نهاية الاختصار .

January	Jan.	July	Jul.
February	Feb.	August	Aug.
March	Mar.	September	Sep.
April	Apr.	October	Oct.
May	—	November	Nov.
June	Jun.	December	Dec.

Numbers الأرقام

1 st	first	17 th	seventeenth
2 nd	second	18 th	eighteenth
3 rd	third	19 th	nineteenth
4 th	fourth	20 th	twentieth
5 th	fifth	21 st	twenty - first
6 th	sixth	22 nd	twenty – second
7 th	seventh	23 rd	twenty - third
8 th	eighth	24 th	twenty – fourth
9 th	ninth	25 th	twenty - fifth
10 th	tenth	26 th	twenty - sixth
11 th	eleventh	27 th	twenty - seventh
12 th	twelfth	28 th	twenty - eighth
13 th	thirteenth	29 th	twenty - ninth
14 th	fourteenth	30 th	thirtieth
15 th	fifteenth	31 st	thirty – first
16 th	sixteenth		

Dates التواريخ

*** عندما نقرأ التاريخ نبدأ باليوم ثم الشهر ثم السنة .
*** قراءة التاريخ تختلف عن كتابته :-

- (*) 03 / 9 / 2007 :-
The third of September , two thousand and seven .
- (*) 14 / 2 / 2004 :-
The fourteenth of February , two thousand and four .
- (*) 15 / 3 / 1994 :-
The fifteenth of March , nineteen ninety – four .
- (*) 02 / 1 / 2005 :-
The second of January , two thousand and five .
- (*) 22 / 3 / 2007 :-
The twenty – second of March , two thousand and seven .
- (*) 23 / 7 / 1994 :-
The twenty – third of July , nineteen ninety – four .
- (*) 30 / 4 / 1997 :-
The thirtieth of April , nineteen ninety – seven .
- (*) 12 / 6 / 2015 :-
The twelfth of June , two thousand and fifteen .
- (*) 13 / 5 / 2003 :-
The thirteenth of May , two thousand and three .
- (*) 10 / 8 / 1999 :-
The tenth of August , nineteen ninety – nine .
- (*) 06 / 9 / 2009 :-
The sixth of September , two thousand and nine .
- (*) 09 / 1 / 1977 :-
The ninth of January , nineteen seventy – seven .
- (*) 21 / 12 / 2004 :-
The twenty – first of December , two thousand and four .

*** في الولايات المتحدة الأمريكية ، التاريخ يبدأ بالشهر ثم اليوم ثم السنة :-

- (*) 14 / 7 / 1993 :-
July the fourteenth , nineteen ninety – three .
- (*) 04 / 9 / 2004
September the fourth , two thousand and four .

***** Write the following dates :-**

- (*) **01 / 1 / 1888** :
- (*) **02 / 2 / 1997** :
- (*) **03 / 3 / 1992** :
- (*) **04 / 4 / 1993** :
- (*) **05 / 5 / 1995** :
- (*) **06 / 6 / 1997** :
- (*) **07 / 7 / 1999** :
- (*) **08 / 8 / 2000** :
- (*) **09 / 9 / 2001** :
- (*) **10 / 10 / 2002** :
- (*) **11 / 11 / 2003** :
- (*) **12 / 12 / 2004** :
- (*) **13 / 1 / 2005** :
- (*) **14 / 2 / 2006** :
- (*) **15 / 3 / 2007** :
- (*) **16 / 4 / 2008** :
- (*) **17 / 5 / 2009** :

- (*) **18 / 6 / 2010** :
- (*) **19 / 7 / 2017** :
- (*) **20 / 8 / 2020** :
- (*) **21 / 9 / 2022** :
- (*) **22 / 10 / 2025** :
- (*) **23 / 11 / 2028** :
- (*) **24 / 12 / 2040** :
- (*) **25 / 1 / 2045** :
- (*) **26 / 2 / 2055** :
- (*) **27 / 3 / 2060** :
- (*) **28 / 4 / 2066** :
- (*) **29 / 5 / 2077** :
- (*) **30 / 6 / 2088** :
- (*) **31 / 1 / 3013** :

Exercise (1)

***** Write the nouns in the table below :-**

Ali - cat - door - Gaza - Amjad - teacher
Cairo - businessman - Jordan - chicken
doctor - Jerusalem - cinema - Huda
London - window - camel - desk - Jack
Soha - dog - chair - nurse - Palestine
engineer - paper - computer - sheep - ship
goat - shirt - Baghdad - Susan - singer .

People	Things	Animals	Places

Exercise (2)

***** Complete the table with the correct forms of the verbs :
(he / she / it)**

+ s		+ es	
play		go	
eat		pass	
drink		watch	
hope		do	
sleep		wash	
Y ies		Irregular	
carry		have	
hurry		be	
try			

***** Write twenty verbs in present , past and past participle :-**

- | | |
|---|--|
| <p>1- play / played / played .</p> <p>3-</p> <p>5-</p> <p>7-</p> <p>9-</p> <p>11-</p> <p>13-</p> <p>15-</p> <p>17-</p> <p>19-</p> | <p>2- go / went / gone</p> <p>4-</p> <p>6-</p> <p>8-</p> <p>10-</p> <p>12-</p> <p>14-</p> <p>16-</p> <p>18-</p> <p>20-</p> |
|---|--|

Exercise (3)

***** Complete the table :**

Adjective	Comparative	Superlative
old		
fast		
close		
heavy		
long		
happy		
hot		
exciting		
dangerous		
bad		
easy		
important		
large		
slow		
many		
beautiful		
clever		
little		

Exercise (4)

***** Find the opposites of these adjectives in the word square:-**

- 1- high :
- 2- old :
- 3- slow :
- 4- strong :
- 5- thin :

- 6- difficult :
- 7- kind :
- 8- untrue :
- 9- lucky :
- 10- quite :

n	l	a	w	m	n	s	y	t	u
o	m	s	q	k	l	l	o	w	n
i	n	d	a	a	c	k	u	e	l
s	b	f	s	s	x	z	n	m	u
y	f	a	t	r	u	e	g	n	c
e	v	g	c	z	d	w	e	a	k
a	u	n	k	i	n	d	q	o	y
s	v	h	v	p	a	d	s	w	e
y	c	i	q	u	i	c	k	p	q
x	z	o	l	h	g	d	c	l	a

Exercise (5)

***** Read and find the words in the word square :-**

- 1- past simple of (give)
- 2- past participle of (watch)
- 3- plural of (wife)
- 4- plural of (cat)
- 5- adjective from (quickly)
- 6- play / swim and read are all
- 7- adverb from (slowly)
- 8- word which describes noun
- 9- past participle of (write)
- 10- word which describes verb
- 11- the opposite of (sad)
- 12- the opposite of (take)

a	w	a	w	q	u	i	c	k	s
d	i	w	r	g	l	l	o	w	a
v	v	a	i	i	c	k	u	e	d
e	e	t	t	v	x	z	n	m	j
r	s	c	t	e	u	e	h	n	e
b	v	h	e	n	d	w	a	a	c
c	e	e	n	i	n	d	p	o	t
a	r	d	w	l	y	d	p	w	i
t	b	i	q	u	i	c	y	p	v
s	s	o	l	h	g	g	i	v	e

Exercise (6)

***** Read and find the words in the word square :-**

- 1- noun made from the verb (pollute) .
- 2- noun made from the verb (measure) .
- 3- noun from the verb (erupt) .
- 4- noun made from the adjective (funny) .
- 5- adjective made from the noun (luck) .
- 6- noun made from the verb (explode) .
- 7- noun made from the verb (evaporate) .
- 8- verb made from the noun (irrigation) .
- 9- adverb made from the adjective (bad) .
- 10- adverb made from the adjective (quick) .

m	e	a	s	u	r	e	m	e	n	t
i	r	r	i	g	a	t	e	i	f	l
a	u	u	t	e	v	o	a	n	u	u
b	p	o	l	l	u	t	i	o	n	c
t	t	q	o	d	b	f	g	i	b	k
n	i	n	m	t	p	e	i	s	a	y
k	o	q	u	i	c	k	l	y	d	o
o	n	s	u	v	w	z	o	n	l	e
e	x	p	l	o	s	i	o	n	y	i
e	v	a	p	o	r	a	t	i	o	n

Exercise (7)

***** Complete the table :**

Adjective	Adverb
quick	
	slowly
happy	
	badly
sad	
	easily
hungry	
	funnily
loud	
	sharply
quiet	
	well
lucky	
	beautifully
horrible	
	tightly

Exercise (8)

*** Find ten verbs of the past simple tense in the word square ,
and write the infinitive form of each verb :-

t	o	o	k	w	r	o	t	e	s
v	t	a	i	k	e	d	z	b	a
a	b	t	l	m	v	m	n	v	n
b	r	e	l	a	w	q	x	i	g
c	a	m	e	c	v	m	i	s	d
c	z	e	d	d	b	o	n	i	c
z	c	t	s	s	a	z	b	t	v
w	o	r	k	e	d	x	z	e	x
d	i	y	p	l	a	y	e	d	z
b	o	u	g	h	t	o	l	d	a

- 1-
- 2-
- 3-
- 4-
- 5-
- 6-
- 7-
- 8-
- 9-
- 10-

Exercise (9)

***** Find ten words for jobs in the word square :-**

d	i	n	t	i	s	t	t	p	s
o	w	a	i	k	e	t	z	r	c
c	a	g	l	m	v	e	n	o	i
t	i	e	l	a	w	a	x	f	e
o	t	n	e	c	v	c	i	e	n
r	e	t	d	d	b	h	n	s	t
z	r	e	u	r	s	e	b	s	i
w	o	r	k	e	d	r	z	o	s
d	i	y	p	l	a	y	e	r	t
s	e	c	r	e	t	a	r	y	o

- 1-
- 2-
- 3-
- 4-
- 5-
- 6-
- 7-
- 8-
- 9-
- 10-

Exercise (10)

*** Put these adjectives in the correct boxes :-

young - small - dishonest - cheerful

well-built - fair-haired - short - oval

slim - old - kind - greedy

big - energetic - tall - white-haired

hard-working - dark-haired - long - thin

friendly - square - careless - grey-haired

round - fat .

Age

Shape of face

Character

Size

Shape of body

Colour of hair

Exercise (11)

Put each one of these word in front of its part of speech :-

young - I - took - oh! - a - though - it
small - dishonest - cheerful - have - is
slim - old - kind - greedy - well
far - badly - computer - fear - democracy
next to - above - the - but - O! - an - in
they - open - or - so - bravo!

Noun	
Pronoun	
Verb	
Adjective	
Adverb	
Preposition	
Conjunction	
Article	
Interjection	

Exercise (12)

***** Choose the correct answer :-**

- 1- Ramy (go – goes – went) to school everyday .
- 2- He usually (drive – drives – driving) fast .
- 3- He (is writing – writing – writes) a letter now .
- 4- Look at her ! she (sings – sing – is singing) .
- 5- Listen ! the boys (sing – sang – are singing) .
- 6- We sometimes (go – goes – going) to the sea .
- 7- What (see – are you seeing – you see) at this moment .
- 8- Ali rarely (get – gets – getting) up early .
- 9- The baby (cry – is crying – crying) now .
- 10- He usually (go – goes – going) to the club .
- 11- Look ! it (rains – raining – is raining) .
- 12- I (am speak – am speaking – speak) at this moment .
- 13- He is (read – reading – reads) now .
- 14- She (play – plays – played) tennis every week .
- 15- The sometimes (spend – spends – spending) the summer in Cairo .
- 16- He has already (visit – visits – visited) the holy places .
- 17- The bus (has arrived – hasn't arrived – arrived) yet .

- 18- (Has – Have – Is) he arrived yet ?
- 19- (Hasn't – Haven't – Isn't) he come yet ?
- 20- He (been – have been – has been) in Jordan for three years .
- 21- They (has lived – have lived – lived) here since 1999 .
- 22- I have just (received – receives – receive) a letter from my mother .
- 23- They have never (going – is going – gone) to Lebanon .
- 24- I haven't (see – saw – seen) her lately .
- 25- The sun (rise – rises – rising) in the east .
- 26- Ali always (going – go – goes) to work by car .
- 27- We always (go – goes – is going) to school by bus .
- 28- He (go – went – gone) to Lebanon last year .
- 29- I am (reads – reading – read) the magazine at this moment .
- 30- Ali (go – is going – went) to Jerusalem last summer .
- 31- I (meet – meets – met) Soha three weeks ago .
- 32- Soha (give – gave – given) me an interesting book yesterday .
- 33- We once (lives – lived – live) in Jericho .
- 34- Ali (visit – visited – visits) his uncle yesterday .
- 35- The wind (blew – blow – blows) strongly last week .

- 36- Soha (buy – bought – buying) a car yesterday .
- 37- She (visit – visits – visited) me a month ago .
- 38- Ali and Amjad (come – came – are coming) here two weeks ago .
- 39- While we (were eating – eating – eat) , the telephone (ringing – rang – ring) .
- 40- I was (sleep – sleeping – sleeps) when the telephone (rings – ringing – rang) .
- 41- As I (was climbing – climbing – climb) a tree , I hurt my leg .
- 42- Soha (finding – find – found) her ring while she (clean – was cleaning – cleaned) the room .
- 43- I was (eats – eat – eating) when he (come – came – coming) .
- 44- While I was (wrote – write – writing) a letter , my aunt (came – come – coming) .
- 45- After he (finished – finish – had finished) work , he (go – gone – went) to the cinema .
- 46- He (had finished – finish – finished) work before he (go – gone – went) to the cinema .
- 47- The boys (escapes – escaped – escape) after they (had broken – broken – break) the window .
- 48- I (reading – had read – reads) the story before I (go – went – gone) to school .
- 49- We (had played – plays – played) tennis before they (come – came – is coming) .

- 50- I (eat – eaten – had eaten) before she (come – came – is coming) .
- 51- I (meet – will meet – met) her next week .
- 52- Our class (beat – beats – will beat) your class two goals to one .
- 53- I (will see – saw – see) him tomorrow .
- 54- The bus (arrive – arrived – will arrive) at 5.30 . It (will be – is – was) here soon .
- 55- I am (read – reads – reading) an interesting story at the moment .
- 56- Soha (is learning – learning – learn) English now .
- 57- The earth (going – go – goes) round the sun .
- 58- Doctors (look – looks – looking) after patients in hospitals .
- 59- Ali usually (play – is playing – plays) tennis twice a week .
- 60- How often do you (go – goes – going) to the cinema .
- 61- When I (living – lived – live) in Qatar , I (works – worked – work) in a bank .
- 62- The President Yasser Arafat (die – dies – died) three years ago .
- 63- (Do – Does – Did) you (go – goes – went) out last night .
- 64- It (rains – raining – was raining) when I (gets – get – got) up .
- 65- We (were having – have – had) breakfast when Ali (arrives – arrived – arrive) .

Exercise (13)

***** Add suitable question tags :-**

- 1- It's too hot today , ?
- 2- She prefers funny stories , ?
- 3- You aren't happy , ?
- 4- I am right , ?
- 5- I am your best friend , ?
- 6- Soha doesn't sing well , ?
- 7- We are learning music , ?
- 8- They like ice-cream , ?
- 9- I am very clever , ?
- 10- Ali is good student , ?
- 11- We are engineers , ?
- 12- Ali watched television yesterday , ?
- 13- We never play in the street , ?
- 14- He isn't a pilot , ?
- 15- He has a beautiful house , ?
- 16- We were students last year , ?
- 17- He wasn't a student , ?

Exercise (14)

***** Change into passive voice :-**

- 1- She reads a story every week .
.....
- 2- We read many stories everyday .
.....
- 3- He broke the window last week .
.....
- 4- He will visit his uncle next month .
.....
- 5- Ali broke the windows yesterday .
.....
- 6- We are singing a beautiful song at this moment .
.....
- 7- She is singing many songs .
.....
- 8- Ali was writing his homework .
.....
- 9- Soha was writing many letters .
.....
- 10- He bought a new car last month .
.....
- 11- He has bought a beautiful house yesterday .
.....
- 12- We have written the lesson .
.....
- 13- Ali has written two letters .
.....
- 14- Ahmed had visited his uncle .
.....
- 15- We must obey our teachers .
.....
- 16- Ali can play tennis .
.....
- 17- We are writing our lessons .
.....

- 18- Open the door .
.....
- 19- Close the window .
.....
- 20- Clean the classroom .
.....
- 21- Wash your hand .
.....
- 22- Read the letter .
.....
- 23- Write the lesson .
.....
- 24- Write your homework .
.....
- 25- Help old woman .
.....
- 26- Answer this question .
.....
- 27- smoke the cigarette .
.....
- 28- Send this message .
.....
- 29- Clean the car .
.....
- 30- Read the lesson .
.....
- 31- Shut the window .
.....
- 32- close the door .
.....
- 33- Shut the door .
.....
- 34- Complete the sentence .
.....
- 35- Write this sentence .
.....
- 36- Explain the sentence .
.....

Exercise (15)

***** Complete the table :-**

Singular	Plural
	boxes
woman	
	books
boy	
	stars
classroom	
	trains
mountain	
	men
king	
	eggs
window	
	flowers
door	
	cats
car	
	trees

Exercise (16)

***** Complete the table :-**

Singular	Plural
	heroes
	children
	churches
	stories
donkey	
mouse	
tooth	
deer	
	oxen
	maid-servants
	feet
	geese
army	
sky	
wife	
thief	
roof	

Exercise (17)

***** Complete the table :-**

Present Simple المضارع البسيط	Meaning المعنى	Past Simple الماضي البسيط	Past Participle اسم المفعول
ask			
open			
play			
close			
hope			
work			
love			
like			
move			
is			
drink			
has			
sell			
cut			
win			
put			
become			
buy			

Exercise (18)

***** Complete the table :-**

Present Simple المضارع البسيط	Meaning المعنى	Past Simple الماضي البسيط	Past Participle اسم المفعول
		built	
		broke	
		were	
		began	
		ate	
		drove	
		drew	
		knew	
		fed	
		found	
		got	
		dug	
		dealt	
		did	
		forgot	
		felt	
		learnt	
		gave	

Exercise (19)

***** Complete the table :-**

Present Simple المضارع البسيط	Meaning المعنى	Past Simple الماضي البسيط	Past Participle اسم المفعول
			let
			spoken
			written
			swum
			understood
			spent
			taken
			become
			blown
			cut
			built
			chosen
			bought
			cost
			fallen
			shaken
			smelt
			ridden

Exercise (20)

***** Complete the table :-**

Present Simple المضارع البسيط	Meaning المعنى	Past Simple الماضي البسيط	Past Participle اسم المفعول
	يأخذ		
	يقف		
	يكتب		
	يقرأ		
	يتحدث		
	يسبح		
	يرمى		
	يبيع		
	يرسل		
	يغنى		
	يقابل		
	يذهب		
	يسمع		
	يغادر		
	يرسم		
	يمسك		
	يأتي		
	يسرق		

5- ali is a teacher of english he works at a school in gaza he teaches english to high school students

.....
.....

6- is dr amr coming to palestine next tuesday

.....

7- hoda's father said that he would take her to jerusalem

.....

8- are you going to visit mrs huda next week asked soha

.....

9- he said ive been to gaza

.....

10- elephants are found in africa and asia

.....

11- have you ever been to the zoo in rafah no i haven't

.....

12- what will happen if ali doesn't catch the bus

.....

13- has ali fed the chickens yet no he hasn't

.....

14- ahmed isn't at school today

.....

15- london has a big clock called big ben

.....

16- china is a huge country in asia

.....

17- have you heard of elkhateeb

.....

18- elkhateeb was the manager of the Egyptian team in the world cup in 1990

.....

19- maher wher did you go in holidays jamal

.....

20- farming is very important in palestine

.....

21- whats the problem

.....

Exercise (22)

***** Use the following verbs in complete sentences :-**

- 1- plays :.....
- 2- play :.....
- 3- go :.....
- 4- goes :.....
- 5- went :.....
- 6- write :.....
- 7- wrote :.....
- 8- swim :.....
- 9- is speaking :.....
- 10- have lived :.....
- 11- had arrived :.....
- 12- will visit :.....
- 13- was reading :.....
- 14- send :.....
- 15- can climb :.....
- 16- should go :.....
- 17- open :.....
- 18- closed :.....
- 19- sing :.....
- 20- buy :.....
- 21- bought :.....
- 22- will buy :.....
- 23- has visited :.....
- 24- were sleeping :.....
- 25- sell :.....
- 26- drank :.....
- 27- leave :.....
- 28- live :.....
- 29- travel :.....
- 30- visit :.....
- 31- drink :.....
- 32- read :.....
- 33- sleep :.....
- 34- dream :.....
- 35- eat :

Exercise (23)

*** Complete the table : -

Subject Pronouns	Object Pronouns	Possessive Adjectives	Possessive Pronouns	Reflexive Pronouns
I			mine	
You	you			yourself
He			his	
She		her		
It		its		itself
We	us			
You				
They			theirs	

Exercise (24)

*** Complete the table : -

Adjective	Noun	Adjective	Noun
clever		dangerous	animal
mad	man	beautiful	
hot		tall	
sad		good	
happy		expensive	
long		exciting	film
short	girl	big	

Exercise (25)

***** Read the descriptions and fill in the table :-**

1- Ali is a cheerful , thirteen years old Palestinian . He is quite tall and very well-built . He has got a round face and short black hair . He has got big brown eyes and strong white teeth . He likes sport and music .

Name	
Nationality	
Age	
Character	
Size and shape	
Face , Hair , etc	
Interests	

2- Soha is small , slim Lebanese . She is fourteen years and has got an oval with a small nose and mouth . Her hair is quite short . She is very hard-working and gets high marks at school . She likes History and Geography .

Name	
Nationality	
Age	
Character	
Size and shape	
Face , Hair , etc	
Interests	

3- Hany is a friendly , young , English boy . He is twelve years old and he is very tall and extremely thin . He has got a round face and quite long red hair . He has got blue eyes and quite big ears . He doesn't like sport , but he likes reading .

Name	
Nationality	
Age	
Character	
Size and shape	
Face , Hair , etc	
Interests	

4- Basel is very polite , fifteen years old Egyptian boy . He is tall and quite well-built . He has got a square face and very short black hair . He has got big brown eyes and a small nose . He is interested in Mathematics and science .

Name	
Nationality	
Age	
Character	
Size and shape	
Face , Hair , etc	
Interests	

Exercise (26)

*** Look at Ali's answer to a questionnaire and answer the questions :-

	Sat .	Sun.	Mon.	Tue.	Wed.	Thurs.	Fri.
Get up early	/	/	/	/	/	X	X
Play football	X	X	X	X	X	X	/
Eat meat	X	X	X	/	X	X	/
Eat fruits	X	X	X	X	/	/	/
Eat vegetables	/	X	X	X	/	/	/
Eat sweets	X	X	X	/	X	X	/
Go to cinema	X	X	X	X	X	/	X
Cook dinner	X	X	X	X	X	X	/
Watch television	/	/	/	/	/	/	/
Read stories	X	X	X	X	X	/	/
Listen music	X	X	X	X	X	/	X
Read magazines	X	X	X	/	X	X	/

1- How often does he get up early ? He gets up early five times a week .

2- How often does he play football ?

3- How often does he eat meat ?

4- How often does he eat fruits ?

5- How often does he eat vegetables ?

6- How often does he eat sweets ?

7- How often does he go to cinema ?

8- How often does he cook dinner ?

9- How often does he watch television ?

10- How often does he read stories ?

11- How often does he listen music ?

12- How often does he read magazines ?

Exercise (27)

*** Look at Hany's answer to a questionnaire and answer the questions :-

	Sat .	Sun.	Mon.	Tue.	Wed.	Thurs.	Fri.
Get up early	/	X	X	X	X	X	X
Play basketball	/	/	/	/	X	X	/
Eat meat	X	X	X	/	X	X	/
Eat fruits	X	X	/	/	/	/	/
Eat vegetables	/	X	X	X	/	/	/
Eat sweets	X	X	X	/	X	X	/
Go to cinema	/	/	/	/	/	/	/
Cook dinner	X	X	/	/	/	/	/
Watch television	/	/	/	/	/	/	/
Read stories	X	X	X	X	X	X	X
Listen music	X	/	/	/	/	/	X
Read magazines	X	X	X	X	X	X	X

1- How often does he get up early ? He gets up early once a week .

2- How often does he play football ?

3- How often does he eat meat ?

4- How often does he eat fruits ?

5- How often does he eat vegetables ?

6- How often does he eat sweets ?

7- How often does he go to cinema ?

8- How often does he cook dinner ?

9- How often does he watch television ?

10- How often does he read stories ?

11- How often does he listen music ?

12- How often does he read magazines ?

Exercise (28)

*** Look at Soha's answer to a questionnaire and answer the questions :-

	Sat .	Sun.	Mon.	Tue.	Wed.	Thurs.	Fri.
Get up early	/	/	/	/	/	/	X
Play tennis	X	X	X	X	X	X	/
Eat meat	X	/	X	/	/	X	/
Eat fruits	X	X	/	/	X	/	/
Eat vegetables	/	/	/	/	/	/	/
Eat sweets	X	/	/	/	X	X	/
Go to cinema	X	X	X	X	X	X	X
Cook dinner	/	/	/	/	/	/	/
Watch television	/	X	X	X	X	X	X
Read stories	/	/	/	/	/	/	/
Listen music	X	/	/	/	/	/	X
Read magazines	X	X	X	/	/	/	/

1- How often does she get up early ? She gets up early six times a week .

2- How often does she play football ?

3- How often does she eat meat ?

4- How often does she eat fruits ?

5- How often does she eat vegetables ?

6- How often does she eat sweets ?

7- How often does she go to cinema ?

8- How often does she cook dinner ?

9- How often does she watch television ?

10- How often does she read stories ?

11- How often does she listen music ?

12- How often does she read magazines ?

Exercise (29)

*** Look at Huda's answer to a questionnaire and answer the questions :-

	Sat .	Sun.	Mon.	Tue.	Wed.	Thurs.	Fri.
Get up early	/	/	/	/	/	X	X
Play tennis	/	/	/	/	X	X	/
Eat meat	X	X	X	/	X	X	/
Eat fruits	X	X	/	/	/	/	/
Eat vegetables	/	X	X	X	/	/	/
Eat sweets	X	X	X	/	X	X	/
Go to cinema	X	X	X	X	X	/	X
Cook dinner	X	X	/	/	/	/	/
Watch television	/	/	/	/	/	/	/
Read stories	X	X	/	/	/	/	/
Listen music	X	/	/	/	/	/	X
Read magazines	X	X	/	/	/	/	/

1- How often does she get up early ? She gets up early five times a week .

2- How often does she play football ?

3- How often does she eat meat ?

4- How often does she eat fruits ?

5- How often does she eat vegetables ?

6- How often does she eat sweets ?

7- How often does she go to cinema ?

8- How often does she cook dinner ?

9- How often does she watch television ?

10- How often does she read stories ?

11- How often does she listen music ?

12- How often does she read magazines ?

Exercise (30)

***** Draw a line to join the two parts of the word :-**

box	s
play	d
touch	es
home	ies
go	work
eat	ion
teach	ing
read	ed

educate	book
free	ies
boy	s
country	es
cross	dom
work	ed
carry	ion
note	d

Exercise (31)

الربيع spring	الصيف Summer	الخريف Autumn	الشتاء Winter
------------------	-----------------	------------------	------------------

***** Write the months according to their seasons :-**

Months			

Exercise (32)

***** Write the following words in the table : -**

**Palestine – teacher – student – monkey – desk – Afghanistan –
doctor – classroom – nurse – secretary – laboratory – dog –
farmer – cat – Egypt – mechanic – cow – tables – chairs -
engineer – Jordan – soldier – Libya – computer – actor –
USA – fox – France – lion – carpenter – Qatar – ox .**

<u>Countries</u>	<u>School</u>	<u>Jobs</u>	<u>Animals</u>

***** Write (6) Arab countries :-**

- | | |
|----|----|
| 1- | 4- |
| 2- | 5- |
| 3- | 6- |

***** Write (6) Foreign countries :-**

- | | |
|----|----|
| 1- | 4- |
| 2- | 5- |
| 3- | 6- |

Exercise (33)

***** Find the names of seven languages : -**

f	r	e	n	c	h	t	t	p	s
o	w	a	i	k	e	t	z	r	p
c	a	r	a	b	i	c	n	o	a
t	h	e	l	a	w	h	x	f	n
o	e	n	e	c	v	i	i	e	i
r	b	t	d	d	b	n	n	s	s
z	r	e	u	r	s	e	b	s	h
w	e	r	k	e	d	s	z	o	s
d	w	y	r	u	s	s	i	a	n
e	n	g	l	i	s	h	r	y	o

- 1-
- 2-.....
- 3-.....
- 4-.....
- 5-.....
- 6-.....
- 7-.....

Exercise (34)

*** Write the plural of these nouns in the correct boxes :-

Cat - dish - beach - dog - day

Monkey - girl - bus - church - box

s plurals

es plurals

Exercise (35)

*** Write the plural of these nouns in the correct boxes :-

day - story - family - toy - way

city - holiday - activity - monkey - diary

ys plurals

ies plurals

Exercise (36)

***** Write four words that are :-**

1- People :

2- Languages :

3- Things :

4- Nouns :

5- Verbs :

6- Preposition :

7- Adjectives :

8- Adverbs :

9- Pronouns :

10- Animals :

11- Nationalities :

12- Hospitals :

13- Fruits :

14- Vegetables :

15- Sports :

16- Furniture :

17- Days :

Exercise (37)

***** Write the short forms of these words :-**

- 1- I + am :
- 2- He + is :
- 3- She + is :
- 4- It + is :
- 5- You + are :
- 6- We + are :
- 7- They + are :
- 8- I + have :
- 9- He + has :
- 10- She + has :
- 11- It + has :
- 12- I + will :
- 13- He + will :
- 14- She + will :
- 15- It + will :
- 16- I + would :
- 17- I + had :
- 18- We + have :
- 19- You + have :
- 20- They + have :
- 21- is + not :
- 22- are + not :
- 23- will + not :
- 24- has + not :
- 25- have + not :
- 26- had + not :
- 27- was + not :
- 28- were + not :
- 29- would + not :
- 30- shall + not :
- 31- can + not :
- 32- that + is :
- 33- there + is :

Exercise (38)

*** Correct the spelling of these words :-

- 1- biger : 2- hoter :
3- heavyer : 4- happyer :
5- coldder : 6- noisyer :
7- fater : 8- angryer :
9- angryest : 10- thinner :
11- shortter : 12- longger :
13- largeer : 14- sadest :
15- lateer : 16- largeest :

Exercise (39)

*** Complete the table :-

	Noun	Verb	Adjective	Adverb	Preposition	Conjunction
cat						
happy						
go						
slowly						
in						
and						
Ali						
so						
on						
quickly						
well						
bad						
mad						
play						
eat						
of						

Exercise (40)

***** Find eight words in your city :-**

m	r	e	s	t	u	r	a	n	t
o	m	a	c	k	e	t	z	p	c
s	a	r	h	b	i	c	n	a	i
q	r	e	o	a	w	h	x	r	n
u	k	n	o	c	v	i	i	k	e
c	e	t	l	d	b	n	n	s	m
l	t	e	u	r	s	e	b	s	a
u	e	r	k	e	d	s	z	o	s
b	w	y	r	u	s	s	i	a	n
h	o	s	p	i	t	a	l	y	o

- 1-
- 2-
- 3-
- 4-
- 5-
- 6-
- 7-
- 8-

Exercise (41)

*** Find three nouns , three verbs , three adjectives , three pronouns and three prepositions :-

d	r	e	a	t	u	r	a	n	A
o	i	a	c	k	e	t	z	p	l
o	n	r	h	b	i	c	n	a	i
f	r	e	o	a	w	h	e	r	n
h	a	p	p	i	n	e	s	s	t
a	e	t	l	d	b	n	n	s	h
p	t	a	l	l	s	e	b	s	e
p	l	a	y	e	d	s	z	o	y
y	w	y	r	u	s	s	i	a	g
h	e	s	h	o	r	t	l	y	o

(Nouns)

- 1-
- 2-
- 3-

(Verbs)

- 1-
- 2-
- 3-

(Adjectives)

- 1-
- 2-
- 3-

(Pronouns)

- 1-
- 2-
- 3-

(Prepositions)

- 1-
- 2-
- 3-

Exercise (42)

***** What are they interested in :- Read and complete :-**

Ali is interested in music and History but he isn't interested in cooking .

Ramy is interested Art , music and English but he isn't interested in fishing .

Amjad is interested in Science and English but he isn't interested in cooking .

Huda is interested in cooking , Math and History but she isn't interested in fishing .

Soha is interested in cooking , reading and Geography but she isn't interested in music and Art .

	Ali	Ramy	Amjad	Huda	Soha
Music	<input type="checkbox"/>	<input type="checkbox"/>	<input type="checkbox"/>	<input type="checkbox"/>	<input type="checkbox"/>
Reading	<input type="checkbox"/>	<input type="checkbox"/>	<input type="checkbox"/>	<input type="checkbox"/>	<input type="checkbox"/>
Fishing	<input type="checkbox"/>	<input type="checkbox"/>	<input type="checkbox"/>	<input type="checkbox"/>	<input type="checkbox"/>
English	<input type="checkbox"/>	<input type="checkbox"/>	<input type="checkbox"/>	<input type="checkbox"/>	<input type="checkbox"/>
Math	<input type="checkbox"/>	<input type="checkbox"/>	<input type="checkbox"/>	<input type="checkbox"/>	<input type="checkbox"/>
Art	<input type="checkbox"/>	<input type="checkbox"/>	<input type="checkbox"/>	<input type="checkbox"/>	<input type="checkbox"/>
Science	<input type="checkbox"/>	<input type="checkbox"/>	<input type="checkbox"/>	<input type="checkbox"/>	<input type="checkbox"/>
Cooking	<input type="checkbox"/>	<input type="checkbox"/>	<input type="checkbox"/>	<input type="checkbox"/>	<input type="checkbox"/>
History	<input type="checkbox"/>	<input type="checkbox"/>	<input type="checkbox"/>	<input type="checkbox"/>	<input type="checkbox"/>
Geography	<input type="checkbox"/>	<input type="checkbox"/>	<input type="checkbox"/>	<input type="checkbox"/>	<input type="checkbox"/>

Exercise (43)

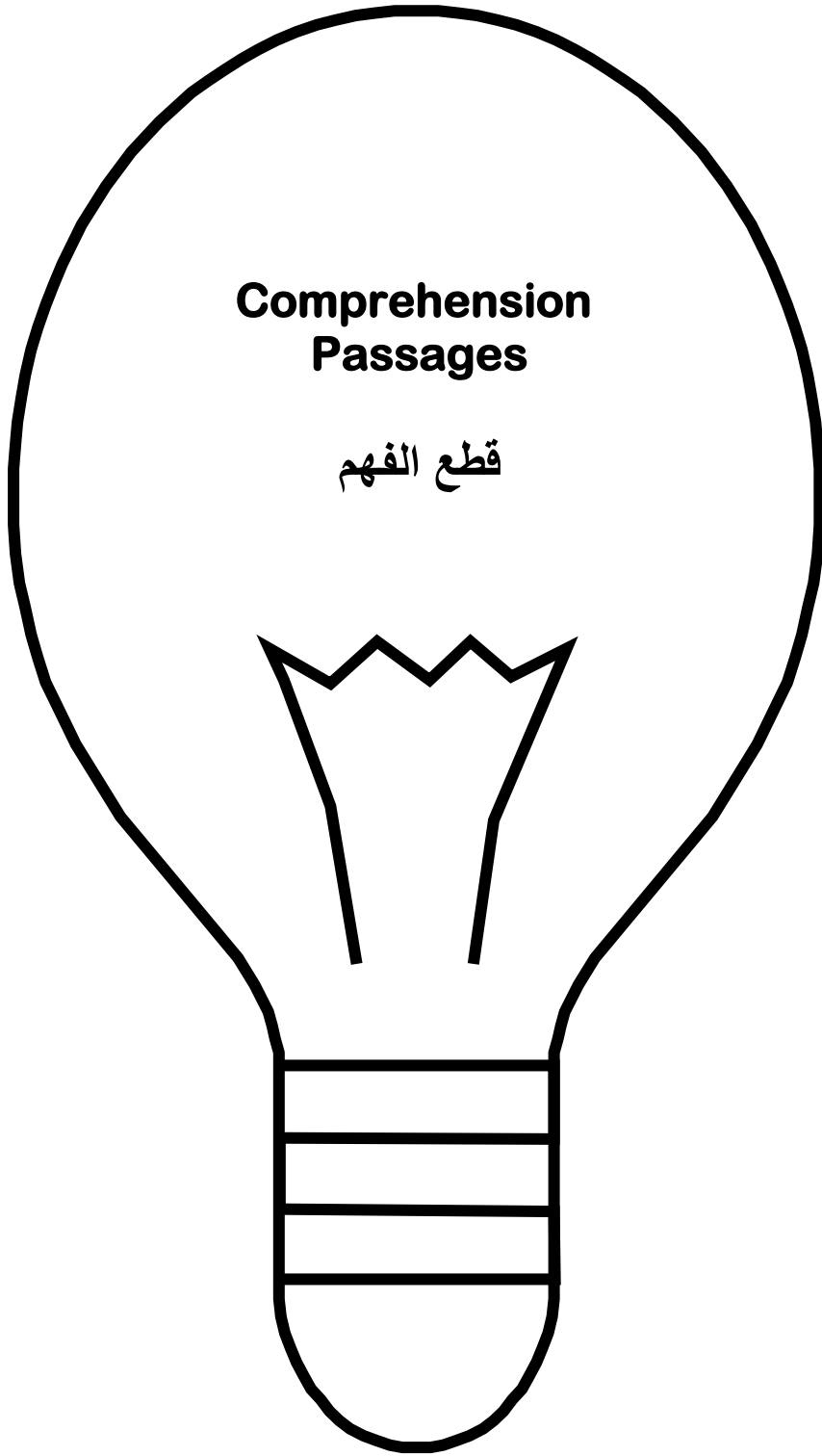
***** Change into reported speech :-**

- 1- Ali said , " I hate tea . "
.....
- 2- Hud said , The phone is ringing . "
.....
- 3- Ali said , " I have just seen doctor Hany . "
.....
- 4- He asked , " Do you like History ? "
.....
- 5- Hany asked , " Have you ever been to USA ? "
.....
- 6- Amjad asked , " Where do you live ? "
.....
- 7- Ali asked Hesham , " Why did you apply for the job at Directorate of Education? "
.....
- 8- The teacher said , " Don't forget your books ? "
.....
- 9- Ali said , " Please repeat the question ? "
.....
- 10- " Are you coming with us ? " Huda asked me .
.....
- 11- " I can swim . " he said .
.....
- 12- Ahmed said to his brother , " Clean the car . "
.....
- 14- Hany said to Ali , " Where are you going ? "
.....
- 15- Ali said to Ahmed , " I am going to play football . "
.....

Exercise (44)

***** Complete the following :-**

- 1- If it rains ,
- 2- If I lived in Alexandria ,
- 3- If you study hard ,
- 4- If I had bought a new house ,
- 5- If he had a car ,



***** Read the following passage , then answer the questions below :-**

A zoo is a place where we can see animals from many different countries . There is usually at least one zoo in every country . In England there are five zoos . The biggest is in London .

Some people don't like zoos . They think that it is cruel to keep wild animals in cages . Other people think that if the cage is large , the animals are not happy . The animals have good food everyday and if they are ill they are given medicine . They don't have to worry a bout enemies .

In the jungle small animals often don't live for many years because they are killed and eaten by larger animals . In a zoo these small animals are safe . It is probably , therefore only the very large animals – lions , tigers and bears - that are unhappy . They miss the wide open spaces where they roam .

Most children enjoy a visit to a zoo . They usually prefer to look at large animals although in fact , these aren't always the most interesting .

Sometimes visitors to a zoo are very unkind to the animals . They throw things at them and tease them .

A) Answer the following questions :-

1- Why do small animals in the jungle not live for many years ?

.....

2- What are the unhappiest animals in a zoo ?

.....

3- What does the underlined word (they) in the second paragraph refers to ?

.....

4- Why do some people dislike zoos ?

.....

B) Choose the correct answer :-

5- Children visiting a zoo usually prefer to look at

a- large animals

b- small animals

c- fierce animals

d- plants

6- small animals in a zoo are

a- safe

b- unhappy

c- in danger

d- cruel

7- some visitors to a zoo are cruel to animals because they

a- look at cage

b- open some of the cages

c- throw things at them

d- put statues inside their cages

***** Read the following passage , then answer the questions below :-**

One evening a hungry fox came to a farm house . There was a dog outside it owner's house . It was tied to a rope . There was food near the dog . perhaps the dog wasn't hungry , so food remained long before it .

The hungry fox wanted to eat but it was afraid of the dog . The fox wanted to play a trick . It began to walk round the tree slowly . The angry dog wanted to attack it but the rope wasn't long enough to reach the fox . The fox went on walking round the tree and the dog did the same thing As the dog walked round and round the tree , the rope got shorter and shorter . At last the rope was too short for the dog to reach the food . Then the fox ate it up quickly and ran away .

A) Answer the following questions :-

1- Why didn't the dog attack the fox ?

.....

2- How can you prove that the fox was wise ?

.....

3- When did the fox eat the dog's food ?

.....

4- What does the underlined pronoun (it) refers to ?

.....

B) Choose the correct answer :-

5- Food was put

a- round the tree

b- far from the dog

c- near the dog

d- near the fox

6- The fox wanted to

a- eat anything

b- walk round the tree

c- attack the dog

d- enter the farm house

7- The fox was intelligent enough to the dog .

a- accompany

b- attack

c- help

d- trick

***** Read the following passage , then answer the questions below :-**

Everyone of us dreams of becoming famous one day or another . Sportsmen and champions of games and sports enjoy great fame . Film stars , singers and musicians are known all over the world . They have admirers and fans who send them letters and hang their photographs on the walls of their houses .

The rulers of the world , kings presidents , politicians and great men are famous people and their fame goes far and wide . Anyhow , fame isn't easily obtained but it is the result of hard work and suffering .

But the life of famous people isn't an easy one . It is very busy and full of troubles and responsibilities . They appear smiling but in fact they are unhappy , and their time is arranged for them . Newspapers and magazines write about them and sometimes about their private lives and this annoys them . Though fame has its troubles , a great number of people desire to get fame .

A) Answer the following questions :-

1- When does a person become famous ?

.....

2- Why it is not easy to become famous ?

.....

3- Why are the famous people not happy sometimes ?

.....

4- What does the underlined pronoun (it) refers to ?

.....

B) Choose the correct answer :-

5- Famous people may appear smiling although

- a- they have admirers and fans b- their fame has gone far and wide
c- they are far from being happy d- their time is arranged for them .

6- Famous people are annoyed when

- a- they are well known all over the world b- they have admirers and fans
c- their private lives are talked about d- their photographs are hung on the walls

7- Their time is arranged for them . This means

- a- they are free to do what they like b- their freedom is far and wide
c- they have free time as they like d- they aren't free to do what they like

***** Read the following passage , then answer the questions below :-**

People often collect things . Stamps , books and records are common things they like to collect . But the strangest collection I have ever seen belongs to a man who possess 1500 clocks .

There are clocks in every room of his house . the Living room is surrounded by shelves which have been filled with clocks . As there is not enough room for so many clocks the man has filled several trunks and store them in the garage . His wife complains everyday about the work she has to do for it isn't easy to dust several hundreds clocks . She also complains about the noise . Each clock keeps its own time . In her opinion , however , there is sometimes even worse than dust and noise . Even with so many clocks around , she never knows what time it is .

A) Answer the following questions :-

1- Does each clock keep the same time ?

.....

2- What does his wife complain of ?

.....

3- What is the main idea in this passage ?

.....

4- What does the underlined word (them) refers to ?

.....

B) Choose the correct answer :-

5- People often like to collect (birds and clocks – records and clothes – stamps and records – shelves and trunks)

6- The man has put the clocks (in one room – in every room – in more than one room – in no room)

7- The wife has to (dust – keep – store – sell) hundreds of clocks .

***** Read the following passage , then answer the questions below :-**

Once I invited some of my friends to have a light meal and some drinks . They agreed to my idea as all of us were hungry . We went into the first cafeteria on the way . Each of us had some sandwiches and a cool drink . Then came the time of payment . To my astonishment , I found no money in my pocket . I had changed my trousers and forgot to take the money . My face turned red . I didn't know what to do . I asked my friends if they had money , but the money they had wasn't enough to pay the bill . The waiter became angry and wanted to take us to the police . To our good luck , my cousin came in to have coffee . I told him about our bad situation . He smiled and paid the waiter who thought that we were thieves .

A) Answer the following questions :-

- 1- Why did the writer and his friends get into the cafeteria ?
.....
- 2- How did the writer find himself without money ?
.....
- 3- How did the cousin help them ?
.....
- 4- What does the underlined word (they) refers to ?
.....

B) Choose the correct answer :-

- 5- The waiter wanted to take them to the police because
 - a- they ate sandwiches b- they were thieves
 - c- they had a cool drink d- they didn't pay for the sandwiches and the drinks

- 6- At first the writer couldn't pay the bill because
 - a- he forgot the money at the cafeteria
 - b- he forgot the money at home in other trousers
 - c- he forgot the money with his cousin
 - d- he forgot the money with his friends

- 7- The writer's cousin came into the cafeteria
 - a- to help his cousin
 - b- to catch the thieves
 - c- to have coffee
 - d- to meet his cousin

***** Read the following passage , then answer the questions below :-**

Buses have a number and name of their destination on the front .
Numbers like 6 or 27 are pronounced in the normal way but 143 for example is one four three .

When you pay your money you get a ticket , you must keep this because an inspector might want to see it . Try to give the conductor the exact fare . You tell the conductor or the driver where you want to go and tells you how much it costs . If you already know how much it costs you can just ask for a ticket of that price . In some towns , tickets are more expensive at rush hour . The extra price is called a surcharge .

There is also a network of coach services between large towns . Coach journeys are often cheaper than going by rail , but may take longer . The national coach service has offices at the bus station in most towns , where you can get information .

A) Answer the following questions :-

1- What is the difference between a bus and a coach ?

.....

2- What use are the number and the name which a bus has on the front ?

.....

3- Write this bus number as it is pronounced ?

.....

4- Give suitable title to the passage ?

.....

B) Choose the correct answer :-

5- Sometimes the driver is also the on the bus .

- a- inspector
- b- station master
- c- conductor
- d- mechanic

6- "Rush hour" , line 8 , means

- a- last hour
- b- heavy traffic
- c- first hour
- d- sleeping hour

7- The word (this) in line 4 , refers to

- a- the money
- b- the ticket
- c- the fare
- d- the bus

***** Read the following passage , then answer the questions below :-**

No doubt having a car has many advantages . Cars also have brought about some problems such as accidents , parking and pollution . Scientists always try hard to solve them .

Many studies have shown that it is better to wear your seat belt when you are traveling in a car . Seat belts greatly reduce the risk of death or injury in an accident . However many people still don't wear seat belts . Researchers have found several reasons for this . Some people feel uncomfortable with the seat belt . They are afraid of being trapped in the car in an accident . Others don't think that the seat belt can protect them . they believe that people have no power over their fate .

The idea of a small electric car isn't new . A number of different car manufacturers already sell such cars . But now , a French company has designed a very special kind of electric car . By pushing a button , you can make it fold up . The back of the car folds into the car body . These cars were designed mainly for use in cities . They have several advantages over regular cars . Their small size makes them much easier to drive around busy narrow streets . They are also much easier to park in city parking spaces .

Like other electric cars these cars don't pollute the air . This is an important consideration these days when many cities have serious pollution problems .

A) Answer the following questions :-

1- Why do some people not wear seat belts ?

.....

2- How do electric cars benefit environment ?

.....

3- What are the advantages of new folding – cars over regular ones ?

.....

4- Do you think seat belt are useful ? Why ?

.....

B) Choose the correct answer :-

5- Folding cars are

a- petrol – powered b- old fashioned c- electric d- battery – driven

6- The passage states that many people

a- always wear seat belts b- are agreed about using seat belts
c- are convinced of using seat belts d- have great doubts about seat belts

7- The underlined word (risk) in the second paragraph means

a- danger b- crime c- event d- robbery

***** Read the following passage , then answer the questions below :-**

Our parents try to train us in " good manners " from the time we are very young . So we are taught not to speak with our mouths full , not to reach across the table in front of someone else , and so on . But the essence of good consideration for other people . If we avoid visiting or telephoning people at unsuitable times , it is because we don't want to disturb them . If we help an old lady in the bus it is because we see she needs help and we are willing and able to give it . Good manners can't always be taught people who had very little advice from their parents may be better – mannered than those who had a great deal . Consideration for others comes naturally to some people and is the mark of civilization as the old English proverb says : " Manners make a man . "

A) Answer the following questions :-

1- When do parents train us in good manners ?

.....

2- What is the essence of good manners ?

.....

3- What shows that a person is civilized ?

.....

B) Choose the correct answer :-

4- Reaching across the table in a front of someone else is

a- good manners

b- bad manners

c- consideration for him

d- the best manners

5- Consideration for others

a- is always taught

b- is never taught

c- comes naturally

d- is bad manners

6- It is good manners

a- to visit people at unsuitable times

b- to help an old lady in the bus

c- to speak with our mouths full

d- to telephone people at unsuitable times

7- A person who considered others is

a- civilized

b- uncivilized

c- bad – mannered

d- ill – mannered

(10)

***** Read the following , then complete the table :-**

Mr. Ali is going to England . His flight number is HI 211 . It leaves at 11.30 . He will go through gate No 3 .

Mr. Samy is going to London . His flight number is NB 300 . It leaves at 12.55 . He will go through gate No 4 .

Name	Flight	Destination	Departure time	Gate

(11)

***** Read the following then complete the table :-**

Hello . My name is Mary . It's Saturday afternoon , four o'clock her in London . I am ringing to ask Heba to confirm a booking for a party of thirty people at the International Hotel from December 9th to the 20th . My number is 0022115984654 . Thanks a lot .

Message to	
From	
day	
Time	
Message	
Contact number	

(12)

***** Read the following , then complete the table :-**

Mr. John sends a message to Mr. Ali at nine o'clock a.m. He wants to meet at his hotel at four p.m. to discuss the best way of exporting paper to London . His telephone number is 002589674325 . Thanks a lot .

Message to	
From	
day	
Time	
Message	
Contact number	

(13)

***** Read the following , then complete the table :-**

Ali booked a single room at a hotel . It has a big bed , a table and three chairs . He wanted to stay for three weeks . He liked this hotel because it was near the supermarket . Taxis and buses are available near it .

Name	
Kind of room	
The length of stay	
Contents of the room	
Why he liked it	
Means of transport	

***** Read the following passage , then answer the questions below :-**

Once upon a time , a king decided to give a great reward to the man who had served his country most . A lot of people went to the kin's palace to watch that . A man brought the king a gold gun another a box of jewelry and a third an Arab Horse . But the king liked other three men the best . The fires was clever doctor , the second a successful teacher and the third a great scientist who had many useful discoveries . While the king was thinking about which of the three men to get the reward , a woman came near to him . He asked her .

" Have you got anything to show us ?" " She answered , " No , but these three men are my sons and I've come to see who will win the reward . " The king , at once , called out , " Give these great presents to this lady who has given birth to these great men ! " It was a big real diamond .

A) Answer the following questions :-

1- Why did the king give the woman a big diamond ?

.....

2- What are the jobs of the woman's three sons ?

.....

3- What did the first men bring the king ?

.....

B) Choose the correct answer :-

4- The king wanted to give a reward to the best man who had

a- served his country most b- brought him jewelry c- brought him a gold gun

5- The woman went to the king's palace to

a- get the reward b- watch her sons getting the reward c- show the king something

6- The underlined word (It) refers to

a- the gold gun b- the Arab horse c- the king's present

(15)

***** Read the following passage , then answer the questions below :-**

Once a dog took a loaf from the baker's and ran a way . The dog ran fast because it didn't want to be chased . On his way it passed by a canal where there was a bridge . In order to get to other bank , it had to cross the canal on the bridge . While it was on the bridge , the dog looked into the water . Of course it saw itself there with a loaf in its mouth . It thought that there was another dog with a loaf of bread . The dog was greedy so it opened its mouth to take the other piece of bread . Doing this ,its own loaf fell into the water and so instead of two loaves for itself , the foolish dog got none .

A) Answer the following questions :-

1- Why did the dog run fast ?

.....

2- What does the underlined word (this) refers to ?

.....

B) Choose the correct answer :-

3- In order to get to the other bank , the dog had to

a- swim across the canal

b- run on the bridge

c- jumped into the water

d- drink all the water

4- The greedy dog thought that there was dog with a loaf of bread .

a- another

b- other

c- others

d- the other

5- This story teaches us a good lesson . One should not be

a- good

b- greedy

c- gentle

d- great

(16)

***** Read the following and complete the table :-**

Ali Kamal who works as an engineer in London was born in Khanyounis in 1965 . As he very fond of music and swimming , he spends most holidays on the beach .

Name	
Job	
Place of work	
Place of birth	
Age	
Hobbies	

***** Read the following passage , then answer the questions below :-**

The Aswan Dam project was very successful and has brought Egypt great benefits, but it has had major side effects. These effects were well understood but others were unexpected. Several resulted from holding back the rich sediments that used to keep the land fertile. Without these farmers have to spend money heavily on artificial fertilizers.

Some of the sediments had previously traveled all the way to the coast and had added to the natural sea defenses every year. Moreover, tiny sea creatures had fed on them and fish had gathered to feed on them in turn. When the sediments disappeared, this food chain collapsed and so did the fish industry.

Today, we try to work out effects, before a project starts and 'weigh these costs carefully against' the likely benefits. In fact, the benefits to Egypt have been far greater than the problems.

A) Answer the following questions :-

- 1. Why do Egyptian farmers have to buy artificial fertilizers?
.....
- 2. Before building the Aswan Dam sediments had three benefits according to the text . What are these benefits?
.....
.....
.....

B) Do as required:-

A. According to the text what do the following words refer to :

- 1. "others" line(2):
- 2. "these" line (3) :
- 3. "them" line(7) :
- 4. "did" line(7) :
- 5. "weigh these costs against the likely benefits" lines(9,10) :

B. Find word(s) in the text that mean the following :-

- 1..... : not natural
- 2..... : system by which living things feed on others.
- 3..... : advantages

C. Decide whether this statement is true or false : T F

- 1. According to the text sediments used to save money for the farmers. T F

(19)

2. Read the following passage , then complete the table below :-

Dinosaurs lived before man existed on earth. We know about them because we have found their bones. Some dinosaurs lived near the water. Some lived on dry land. We know that some dinosaurs ate grass while others ate animals. Most dinosaurs are gigantic. They had long necks and very long tails. They liked water and stayed in it as much as they could. They found much of their food in the water. After millions of years, something happened to them. Suddenly they died out and no one knows why.

1. Dinosaurs existed	
2. Dinosaurs shape	
3. Place of their living	
4. Their food	
5. Reasons for their death	

(20)

*** Read the notes , then answer the questions :-

Message to	Soha
From	Sara
day	Tuesday
Time	Eight o'clock
Message	Recommended a five Star Hotel downtown Cairo
Contact number	002255899685858

A) Answer the following questions :-

- 1- Who sent the message and to whom ?
- 2- When was the message sent ?
- 3- What did Sara want ?
- 4- How could Soha contact her ?

(21)

2. Read the following passage , then complete the table below :-

Ali Kamal is a Palestinian . He is forty – five years old . He is 1.91m. tall . He works as an engineer in an oil company . He is interested in drawing and playing tennis . His wife is a housewife . He has got Four sons and a daughter .

Name	
Nationality	
Height	
Age	
Job	
Hobbies	
Number of family	

(22)

*** Read the following , then complete the table :-

Mr. Ramy is going to France . His flight number is GY 200 . It leaves at 13.25. He will go through gate No 5 .

Mr. Ashraf is going to England . His flight number is KJ 240 . It leaves at 14.00 . He will go through gate No 6 .

Name	Flight	Destination	Departure time	Gate

(23)

***** Read the following passage , then answer the questions below :-**

Dangerous fires take place in Egyptian villages . Most houses are constructed of wood and the roofs are made of straw which catches fire easily . Moreover the houses are near one another , so the wind carries the sparks from one burning into the roofs of the others , thus causing the fire to spread rapidly . The villagers themselves are careless in lighting their ovens and in the use of lamps , besides , they have little training in fire fighting .

***** Choose the correct answer :-**

- 1- Fire often take place in village because
a- the houses are near one another .
b- the wind carries sparks .
c- most houses are built of wood and straw .
- 2- The farmers are sometimes to blame for
a- helping fires to spread .
b- lighting the fire .
c- being careless in using their ovens .
- 3- The fire spread rapidly because
a- the wind helps to do so b- the villagers are careless c- the fire is strong
- 4- The wind carries
a- fire b- sparks c- burning
- 5- The farmers should be trained in
a- fire fighting b- lighting their ovens c- using their lamps

(24)

***** Read the following passage , then answer the questions below :-**

Many people like to lead a quiet life in a small country cottage with a big garden where they can grow all they need to eat . People who live in tired of rushing to work with others in crowded buses or trains . They breathe air mixed with the smoke of factories and traffic .

Life in a village on the other hand is easier . People who live there can walk to work . They grow their vegetables and fruits , keep chickens to provide them with eggs and even a goat to supply them with fresh milk everyday .


A) Answer the following questions :-

- 1- What kind of life do people in towns like to live ?
.....
- 2- How do people in towns suffer during their daily life ?
.....
- 3- What two kinds of life are contrasted in this passage ?
.....
- 4- Give the substance of the passage in two sentences in about 30 words .
.....
.....

Letter writing

1- Family letters

2- Friendly letters



***** The following months of the year are written in full :-**

March	April	May	June	July
-------	-------	-----	------	------

***** The remaining months are written :-**

Jan.	Feb.	Aug.	Sep.	Oct.	Nov.	Dec.
------	------	------	------	------	------	------

***** Each line of the address is followed by (,) .**

***** The last line of the address is followed by (.) .**

***** We don't put (, / .) after the date .**

2- The Beginning :-

***** It is written below the date on the left – hand of the page . It always end with (,)**

***** How to begin a letter :-**

1- Friends should be addressed by their first names :-

***** Examples :- Dear Ramy / Dear Ali / Dear Huda / Dear John**

***** Don't begin a letter with the words (Dear Friend)**

2- When you are writing to our relatives , you may begin :-

**Dear Father , / Dear mother , / Dear brother ,
Dear Sister , / Dear Uncle Ali , / Dear Aunt Rasha ,**

***** But never (Dear Cousin) OR (Dear Cousin Ali) BUT (Dear Ali)**

***** For a person you don't know very well :-**

Dear Mr. John , / Dear Mrs. Smith , / Dear Miss Brown ,

3- The Body :-

(a) The Introduction :-

It is the first paragraph of your letter . It comes after the beginning .

*** Some Opening Phrases :-

- 1- I have some wonderful news for you .
- 2- I was glad to hear from you
- 3- I was very pleased to learn that you are well .
- 4- I am very much obliged to you for
- 5- Thank you for letting me know that
- 6- What a surprise it was to
- 7- It gives me much pleasure
- 8- Forgive me for letting me know that
- 9- I was glad to learn that
- 10- I was glad to receive your kind letter .
- 11- It was very kind of you to
- 12- Forgive me for not writing earlier , but
- 13- I beg to inform you that
- 14- It was grieved me very much to learn that

*** Example :-

Dear Ali,

I was very pleased to learn that you are well .

(b) The Purpose :-

It comes after the introduction . you must explain why you are writing . (It is the most important part of the letter .)

(c) The Conclusion :-

The last paragraph of the letter should take the form of a polite wish .

*** Some Phrases for Conclusion :-

- 1- Remember me to all .
- 2- With my best wishes .
- 3- I am looking forward to see / hear you soon .
- 4- My best regards to all at home .
- 5- Please give me love to
- 6- I am very sorry for all troubles has caused you .
- 7- I am anxious about your
- 8- With my hearty good wishes .

4- The Ending :-

Yours sincerely ,

1- For Friends :-

OR

Yours .

2- For Relatives :-

Your loving (son / brother /)

A letter

.....
.....
.....
.....
.....

Dear,

.....
.....
.....
.....
.....

.....
.....

***** العنوان الذي يكتب هو عنوان المرسل .**

Model letters

15 Jamal Naser Street ,
Gaza Strip,
Palestine .
22nd Dec, 2005

Dear Jack ,

It gives me much pleasure to invite you to spend a month in Palestine . In winter , the weather here is fine and you can enjoy the sunny days . We will go to the sea and you will be pleased to see the beautiful places .

I am looking forward to see you .

Yours sincerely ,
Ali

Reply :

22 Milton Street ,
Brighton ,
England .
25th Dec, 2005

Dear Ali ,

Thank you very much for inviting me to spend a month in Palestine , but I am afraid I won't be able to come .

I have so much to do at the office this winter . I hope that a chance may come when I can visit your lovely country .

My best regards to all at home .

Yours sincerely ,
Jack

***** Read the following letter and write a suitable reply :-**

Ali's address is 14 Al – Bahar Street , Khanyounis , Gaza .

Dear Ali,

I received your kind invitation to spend summer holiday with you in Palestine , and I am very grateful for this kind offer .

However , I am sorry that I can't go now as my father is ill and I have to look after him . I hope that a chance may come when I can visit Palestine .

With my best wishes .

**Yours sincerely ,
Kamal**

The Reply

**14 Al – Bahar Street ,
Khanyounis ,
Gaza Strip ,
Palestine .
1st Jan , 2005**

Dear Kamal ,

It has grieved me very much to learn that your father is ill and that you can't come to spend the summer holiday with me in Palestine . I can't tell you how sorry I felt when I learnt about your father's illness . I do hope that he will soon become well again . I am anxious about your father .

With my best wishes .

**Yours sincerely ,
Ali**

Exercise :-

1- Write a letter to your friend Hany telling him a bout the hobbies you practise in your spare time .

Your name is Ahmed and you live at 12 Ahmed Sabry Street , Garden City , Cairo .

.....

2- Write a letter to your pen friend Jack inviting him to visit Palestine during the summer holiday .

Your name is Shady and you live at 11 Al – Bahar Street , Rafah , Gaza Strip .

3- Write a letter to your friend Jamal who lives in Aswan inviting him to a party you will make on the occasion of your birthday .

Your name is Tarek and you live at 12 Omar Al – Moukhtar Street , Gaza Strip .

.....

4- Write a letter to your uncle Ali thanking him for the present he sent to you on the occasion of your success .

Your name is Maher and you live at 15 Palestine Street , Rafah , Gaza Strip .

5- Your classmate Ali is ill at home . Write a letter to him .

Your name is Ashraf and you live at 13 Naser Street , Khanyounis , Gaza Strip .

.....

6- Read the following letter from Ali , then write a reply to it .

Your name is Amjad and you live at 13 Al – Remal Street , Gaza .

**Next Friday will be your birthday , and I wish to offer you a present .
I don't know which you would prefer . Think it over and tell me about your
choice . I am looking forward to see you .**

**Yours sincerely ,
Samy**

7- Write a letter to your English friend John, inviting him to visit you in Palestine and spend two weeks with you in Gaza. Tell him about some of famous places and sights that you are going to show him in Gaza

Your name is Ali and you live at 50 Al Nasser Street, Gaza..

.....

8- Your friend Adel has passed the exam getting very high marks . Write a letter to congratulate him on his success .

Your name is Majed and you live at 18 Sabra Street , Gaza .



1- Translate into Arabic :-

Money is the source of every evil . It encourages some young men to do bad habits . Moreover , it urges some people to commit crimes such as theft , violence , forgery and murder . For obtaining money , they do such things which may lead them to prison .

Vocabulary

money	المال	commit	يرتكب
source	مصدر	evil	شر
violence	العنف	forgery	التزوير
murder	القتل	prison	السجن
encourages	يشجع	urges	يحث / يدفع

.....
.....
.....
.....

2- Translate into Arabic :-

We must obey our parents , our teachers and all those who are old and wiser than we are . They have lived longer in the world than we have and have learned the best and what is right . They have learnt by experience and can lead us in the right way .

Vocabulary

obey	يطيع	lead	يقود
right	صواب	right way	الطريق الصحيح
experience	خبرة	lived	عاشوا

.....
.....
.....
.....

3- Translate into Arabic :-

People spend their spare time in different ways . While some people like watching TV , others enjoy reading books and magazines .

vocabulary

spend	يقضى	different	مختلف
ways	طرق	magazines	مجلات

4- Translate into Arabic :-

Reading of all encourages students to read more and more so Ministry of Education has provided the school libraries with different useful books .

vocabulary

encourage	يشجع	library	مكتبة
ministry	وزارة	provide	يزود

5- Translate into Arabic :-

Time is the most important thing in our life . Therefore , we should spend our spare time in a useful way to succeed in life .

vocabulary

time	الوقت	life	الحياة
succeed	ينجح	spare time	وقت الفراغ

6- Translate into Arabic :-

The government is trying to help the youth to depend on themselves . It offers them fund for their small projects which they can successfully carry out .

vocabulary

government	الحكومة	depend	يعتمد
help	تساعد	project	مشروع

7- Translate into Arabic :-

We can learn a lot by traveling abroad . At school we learn geography and it tell us about other countries . When we visit a foreign country , we see a different kind of life and listen to new ideas .

vocabulary

learn	يتعلم	foreign	أجنبي
travel	يسافر	ideas	أفكار

8- Translate into Arabic :-

The conditions of education , housing , transport and work have changed all over the world . Now it is very difficult to find a job , have a house or flat of you own

vocabulary

education	التعليم	transport	المواصلات
housing	الإسكان	difficult	صعب

9- Translate into Arabic :-

Youth are the real power of any country . They should serve their country in peace and war . In peace , they take an active part in the battle of production . In time of war , they fight bravely .

vocabulary

youth	شباب	peace	سلام
serve	يخدم	war	حرب

.....
.....

10-Translate into Arabic :-

The progress of any nation depends greatly on its youth and the services they do for the good of their country . A youth can serve his country in various ways . He can take part in the industrial projects of his country .

vocabulary

progress	تقدم	industrial	صناعى
nation	أمة	project	مشروع

.....
.....

11- Translate into Arabic :-

You are wrong if you think money can buy friendship .

12- Translate into Arabic :-

Folk stories often teach us something about life .

13- Translate into Arabic :-

It is good to have a goal in life . First decide what your goal is . Then think about how you can achieve it .

.....
.....

14- Translate into Arabic :-

Money makes the world go round . Everybody wants it and works for it . Nobody can live without it . Our simplest needs and our wildest dreams are often connected with money . Although everyone agrees that there is never enough money , some people think that it is the root of all evil . Others think it will solve all the world's problems . Money , however , can't buy love or happiness but it make you comfortable , even if you are unhappy .

.....
.....
.....
.....
.....

15- Translate into Arabic :-

Man is free by nature and everything that threatens his freedom makes him angry . History is full of examples of man's struggle for liberty ; liberty to govern his country in his own way ; liberty to live in his own way and liberty to express about his own thoughts .

.....
.....
.....
.....

16- Translate into Arabic :-

Work hard is a protection against hunger idleness is a source misery . When we work hard , we enjoy a happy life . Foolish people don't understand the importance of hard work and industry .

.....
.....
.....
.....

16- Translate into Arabic :-

When you are in England , you must go sopping . There are lovely things you can buy to take home , like English material and clothes . A good place to shop for clothes and souvenir is Oxford Street . This long and famous street in the centre of London .

.....
.....
.....
.....